

FOR DESIGN INTENT ONLY

DRAWING ARE NOT TO BE SCALED. CONTRACTOR MUST CHECK AND VERIFY ALL JOB DIMENSIONS, DRAWINGS, DETAILS AND SPECIFICATIONS; AND REPORT ANY DISCREPANCIES TO DESIGNER BEFORE PROCEEDING WITH WORK.

REV	ISSUED FOR	DATE

STUDIO  
MUNGE

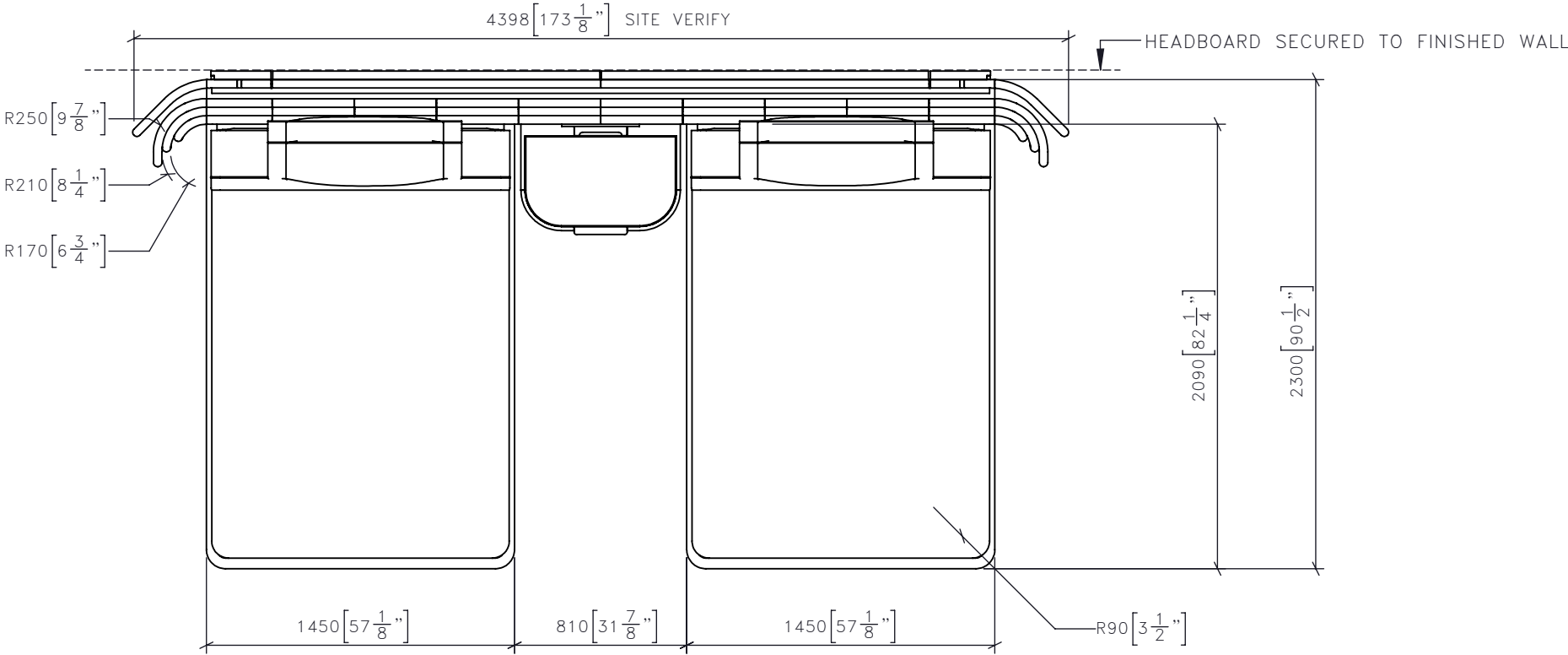
25 WINGOLD AVENUE  
TORONTO, ONTARIO  
M6B 1P8 CANADA  
416.588.1668  
STUDIOMUNGE.COM

NIGHTLIGHT  
INSET INTO FRAME WITH  
LED STRIP LIGHT UNDER NIGHT STAND

CLIENT TO CONFIRM SPECIFICATION

1 CG-102  
1:30 TYPICAL DOUBLE TWIN BEDFRAME (TYPE A)  
FRONT ELEVATION

3 CG-102  
1:30 TYPICAL DOUBLE TWIN BEDFRAME (TYPE A)  
SIDE ELEVATION



2 CG-102  
1:30 TYPICAL DOUBLE TWIN BEDFRAME (TYPE A)  
PLAN

NOTE – MANUFACTURER TO SITE VERIFY FITMENT OF CG-102  
COMPONENTS IN ELEVATORS AND DOORWAYS  
NOTE – MANUFACTURER TO ENSURE UNIT IS STABLE/SECURE FOR  
HOSPITALITY USE

SCALE AS NOTED DATE 7/30/19

DRAWN BY LS CHECKED BY

PROJECT NAME

MGM QINGDAO

DRAWING TITLE

CG-102  
TYPICAL DOUBLE TWIN BEDFRAME (TYPE A)

PROJECT NUMBER  
17126

DRAWING NUMBER  
1 / 6

**-DRAWING NUMBER**

2 / 6

NOTE – MANUFACTURER TO SITE VERIFY FITMENT OF CG-102 COMPONENTS IN ELEVATORS AND DOORWAYS

FOR DESIGN INTENT ONLY

DRAWING ARE NOT TO BE SCALED. CONTRACTOR MUST CHECK AND VERIFY ALL JOB DIMENSIONS, DRAWINGS, DETAILS AND SPECIFICATIONS; AND REPORT ANY DISCREPANCIES TO DESIGNER BEFORE PROCEEDING WITH WORK.

REV	ISSUED FOR	DATE

STUDIO  
MUNGE

25 WINGOLD AVENUE  
TORONTO, ONTARIO  
M6B 1P8 CANADA  
416.588.1668  
STUDIOMUNGE.COM

SCALE AS NOTED

DATE 7/30/19

DRAWN BY LS

CHECKED BY

PROJECT NAME

MGM QINGDAO

DRAWING TITLE

CG-102  
TYPICAL DOUBLE TWIN BEDFRAME (TYPE A)

PROJECT NUMBER 17126

DRAWING NUMBER 3 / 6

NOTE – HEADBOARD TO BE MANUFACTURED IN SECTIONS ASSEMBLY ON SITE

PLYWOOD FILLER BOX  
INCORPORATES  
FULL WIDTH PLUG IN  
LED STRIP  
LIGHT ALONG TOP EDGE

CONTROLLED BY  
HEADBOARD MOUNTED  
SWITCH

FILLER BOX TO  
FASTEN TO  
FFE WALL HEADBOARD

SECTION H-H

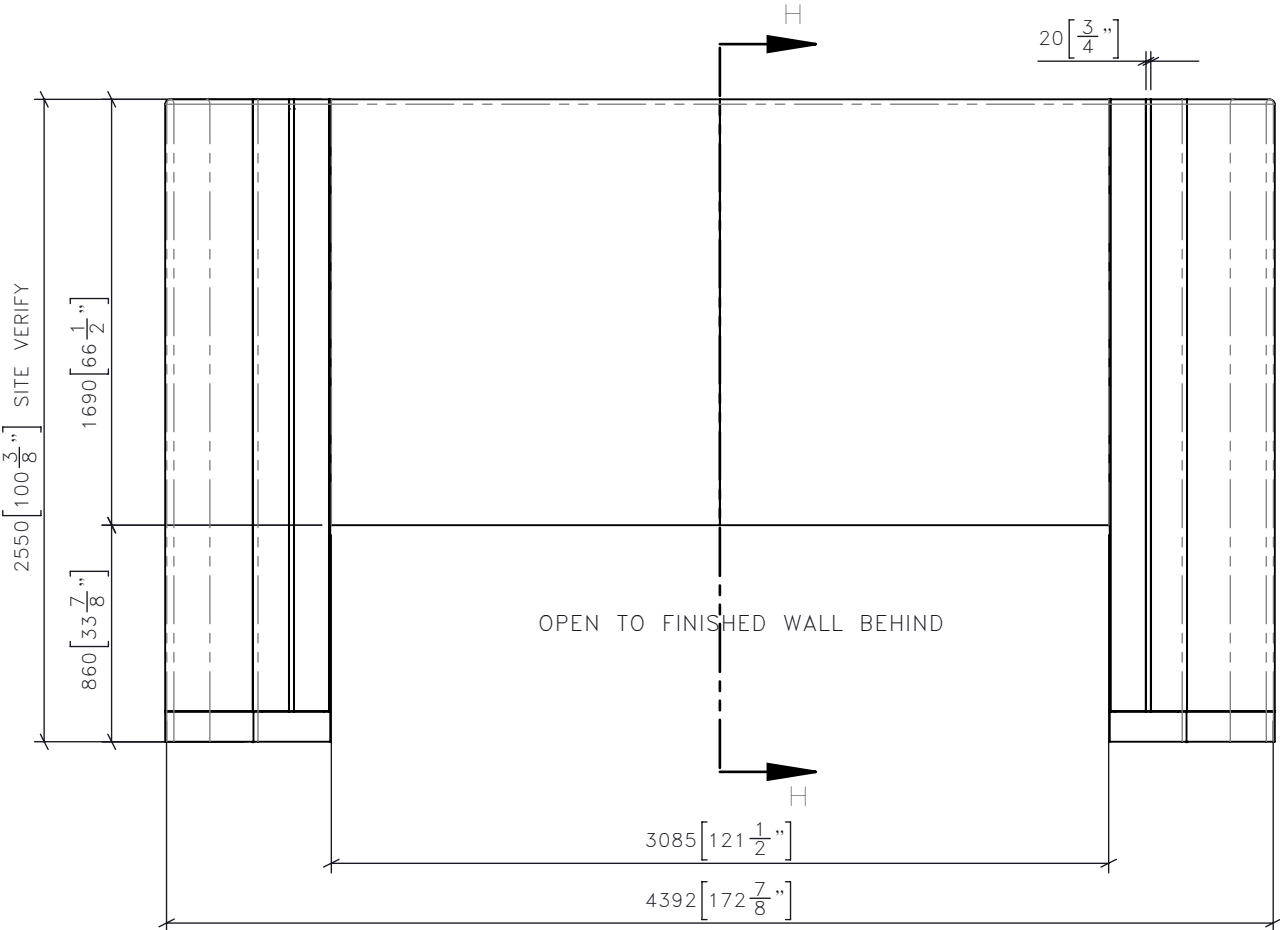
CG-102  
1:30  
TYPICAL DOUBLE TWIN BEDFRAME (TYPE A)  
SECTION H-H

PLYWOOD FILLER BOX  
INCORPORATES  
FULL WIDTH PLUG IN  
LED STRIP  
LIGHT ALONG VERTICAL EDGES

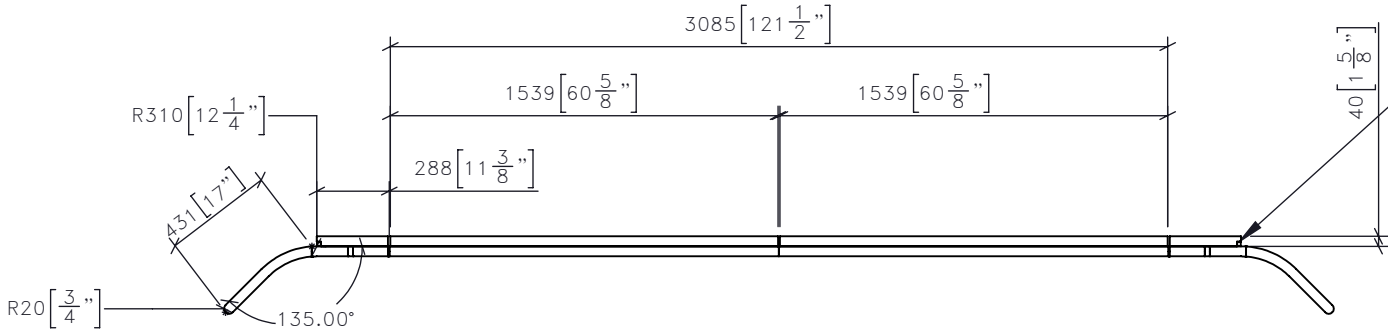
CONTROLLED BY  
HEADBOARD MOUNTED  
SWITCH

FILLER BOX TO  
FASTEN TO  
FINISHED WALL

NOTE – MANUFACTURER TO SITE VERIFY FITMENT OF CG-102 COMPONENTS IN ELEVATORS AND DOORWAYS  
NOTE – MANUFACTURER TO ENSURE UNIT IS STABLE/SECURE FOR HOSPITALITY USE



7  
CG-102  
1:30  
TYPICAL DOUBLE TWIN BEDFRAME (TYPE A)  
FRONT ELEVATION (HEADBOARD EXTENSION)



8  
CG-102  
1:30  
TYPICAL DOUBLE TWIN BEDFRAME (TYPE A)  
PLAN (HEADBOARD EXTENTION)

STUDIO MUNGE

NOTE – MANUFACTURER TO SITE VERIFY FITMENT OF CG-102 COMPONENTS IN ELEVATORS AND DOORWAYS

LIGHTING BY OTHERS  
PROVIDE PROVISIONS FOR HIDDEN WIRE MANAGEMENT  
REFER TO DRAWING  
LT-101

CHANNEL STITCH DETAIL TYP.

FF-WD-102  
TYP HARDWOOD  
HEADBOARD

SWITCH PLATE  
CLIENT TO CONFIRM  
SPECIFICATION

INTEGRATED  
MOCKETT FOR  
HIDDEN CABLE  
MANAGEMENT

INSET STONE TABLETOP  
FF-ST-102

FF-ML-101  
CUSTOM METAL  
DRAWER PULL

CGF-102D  
LEATHER  
UPHOLSTERED  
TIGHT/TAILORED  
TYP HARDWOOD  
SIDE TABLE WITH  
CUSTOM  
METAL PULL

10

CG-102  
1:20

TYPICAL DOUBLE TWIN BEDFRAME (TYPE A)  
ISOMETRIC VIEW

NOTE – MANUFACTURER TO SITE VERIFY FITMENT OF CG-102 COMPONENTS IN ELEVATORS AND DOORWAYS  
NOTE – MANUFACTURER TO ENSURE UNIT IS STABLE/SECURE FOR HOSPITALITY USE

FOR DESIGN INTENT ONLY

UPHOLSTERY ARTWORK  
PLEASE SEE SPEC

CGF-102E

FF-ML-101  
METAL TRIM  
SCONCE MOUNTING

CGF-102A  
TIGHT UPHOLSTERED  
LEATHER HEADBOARD

CGF-102B  
TIGHT UPHOLSTERED  
LEATHER HEADBOARD

CGF-102C  
TIGHT UPHOLSTERED  
LEATHER HEADBOARD

CGF-102D  
TIGHT UPHOLSTERED  
LEATHER HEADBOARD

CGF-102D  
LEATHER  
UPHOLSTERED  
TIGHT/TAILORED

NIGHTLIGHT  
INSET INTO FRAME WITH  
LED STRIP LIGHT UNDER NIGHT STAND

CLIENT TO CONFIRM SPECIFICATION

FF-PT-102  
POWDER COAT KICK TO  
MATCH CGF-102A

DRAWING ARE NOT TO BE SCALED. CONTRACTOR MUST CHECK AND VERIFY ALL JOB DIMENSIONS, DRAWINGS, DETAILS AND SPECIFICATIONS; AND REPORT ANY DISCREPANCIES TO DESIGNER BEFORE PROCEEDING WITH WORK.

-REV/ -ISSUED FOR -DATE

STUDIO  
MUNGE

25 WINGOLD AVENUE  
TORONTO, ONTARIO  
M6B 1P8 CANADA  
416.588.1668  
STUDIOMUNGE.COM

-SCALE  
AS NOTED

-DATE  
7/30/19

-DRAWN BY  
LS

-CHECKED BY

-PROJECT NAME

MGM QINGDAO

-DRAWING TITLE

CG-102  
TYPICAL DOUBLE TWIN BEDFRAME (TYPE A)

-PROJECT NUMBER  
17126

-DRAWING NUMBER  
4 / 6

STUDIO MUNGE

Y

1

2

3

4

5

6

X

1

2

3

4

5

6

Y

1

2

3

4

5

6

X

1

2

3

4

5

6

Y

1

2

3

4

5

6

X

1

2

3

4

5

6

Y

1

2

3

4

5

6

X

1

2

3

4

5

6

Y

1

2

3

4

5

6

X

1

2

3

4

5

6

Y

1

2

3

4

5

6

X

1

2

3

4

5

6

Y

1

2

3

4

5

6

FOR DESIGN INTENT ONLY

DRAWING ARE NOT TO BE SCALED. CONTRACTOR MUST CHECK AND VERIFY ALL JOB DIMENSIONS, DRAWINGS, DETAILS AND SPECIFICATIONS; AND REPORT ANY DISCREPANCIES TO DESIGNER BEFORE PROCEEDING WITH WORK.

REV	ISSUED FOR	DATE

STUDIO  
MUNGE

25 WINGOLD AVENUE  
TORONTO, ONTARIO  
M6B 1P8 CANADA  
416.588.1668  
STUDIOMUNGE.COM

SCALE	DATE
AS NOTED	7/30/19

DRAWN BY	CHECKED BY
LS	

PROJECT NAME

MGM QINGDAO

DRAWING TITLE

CG-102  
TYPICAL DOUBLE TWIN BEDFRAME (TYPE A)

PROJECT NUMBER

17126

DRAWING NUMBER

5 / 6



STUDIO MUNGE

Y

E

D

C

B

A

Y

X

1

2

3

4

5

6

1

2

3

4

5

6

FOR DESIGN INTENT ONLY

DRAWING ARE NOT TO BE SCALED. CONTRACTOR MUST CHECK AND VERIFY ALL JOB DIMENSIONS, DRAWINGS, DETAILS AND SPECIFICATIONS, AND REPORT ANY DISCREPANCIES TO DESIGNER BEFORE PROCEEDING WITH WORK.

-REV/	-ISSUED FOR	-DATE

STUDIO  
MUNGE

25 WINGOLD AVENUE  
TORONTO, ONTARIO  
M6B 1P8 CANADA  
416.588.1668  
STUDIOMUNGE.COM

-SCALE AS NOTED	-DATE 7/30/19
-DRAWN BY LS	-CHECKED BY
-PROJECT NAME  MGM QINGDAO	
-DRAWING TITLE  CG-102 TYPICAL DOUBLE TWIN BEDFRAME (TYPE A)	
-PROJECT NUMBER 17126	
-DRAWING NUMBER 6 / 6	