

7 DALE AVE

JUNE 10, 2020 - SUITE HALLWAY RENDER PACKAGE

***MODEL UPDATES FOR SUITE HALLWAY ARE ONLY
IN THE TWO CONCEPT IMAGE VIEW LOCATIONS. PLEASE USE
THOSE TWO LOCATIONS AS THE STANDARD DETAIL
MEASUREMENTS AND DESIGN

N^o7
ROSEDALE

STUDIO
MUNGE

WE DO MORE THAN INTERIOR DESIGN.

We think beyond walls and floors and imagine the shared experience.

WE CREATE MORE THAN PRETTY PICTURES.

Studio Munge creates the energy that audiences respond to and brings businesses to life.

Since 1997, we have been positively impacting the communities and cities we design in.

WE IMAGINE EXCITING SPACES.

Spaces that people want to be a part of. We have a keen insight, foresight, and passion for the flow of design that brings a space to life.




RECESSED STRIP LIGHTING IN COVE
CEILING

CONCEPT IMAGES CAN BE TWEAKED AS
NECESSARY FOR HEIGHT AND FIELD OF VIEW.



LARGE DOOR OPEN 45 DEGREE TO VIEW SUITE
VESTIBULE (BOTH CONTEMPORARY AND
TRANSITIONAL) AND HAVE THE VESTIBULE TO SUITE
DOOR CLOSED

SUITE HALLWAY | FINISHES (UPDATED)




SUITE HALLWAY | DETAILS (UPDATED)

**** IMAGES HAVE BEEN LIGHTENED FOR VIEWING PURPOSES. REFER TO FINISHES & MODEL FOR CORRECT MATERIAL.

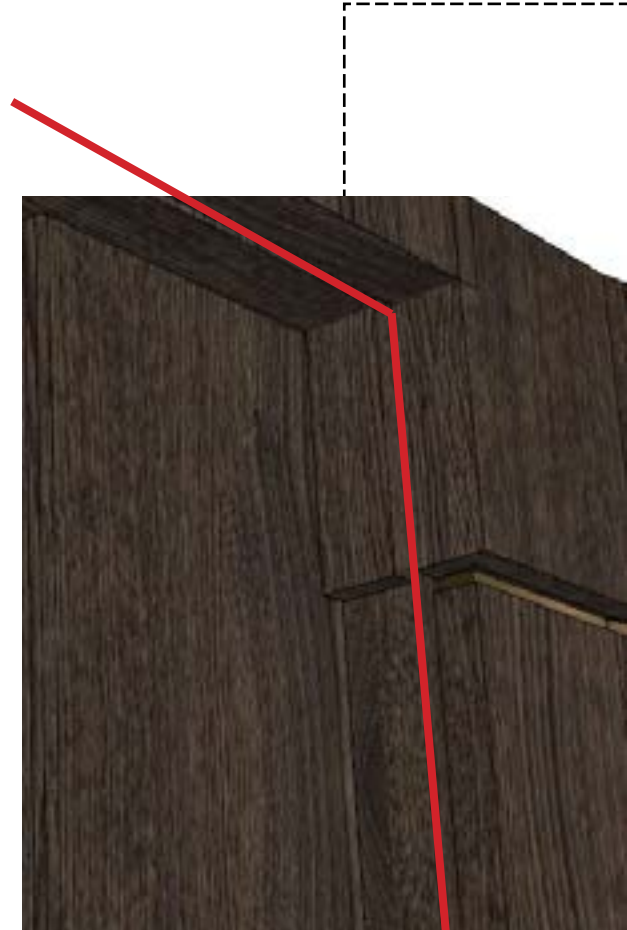


DARK WALNUT



DARK BRONZE

NOTES STRIP LIGHT LOCATIONS



RECESSED STRIP LIGHTING IN DOOR FRAME SURROUND.
3500K TEMPERATURE
SOFT GLOW AROUND DOOR



ENTRY DOOR




RECESSED STRIP LIGHTING IN DOOR FRAME SURROUND.
3500K TEMPERATURE
SOFT GLOW AROUND DOOR



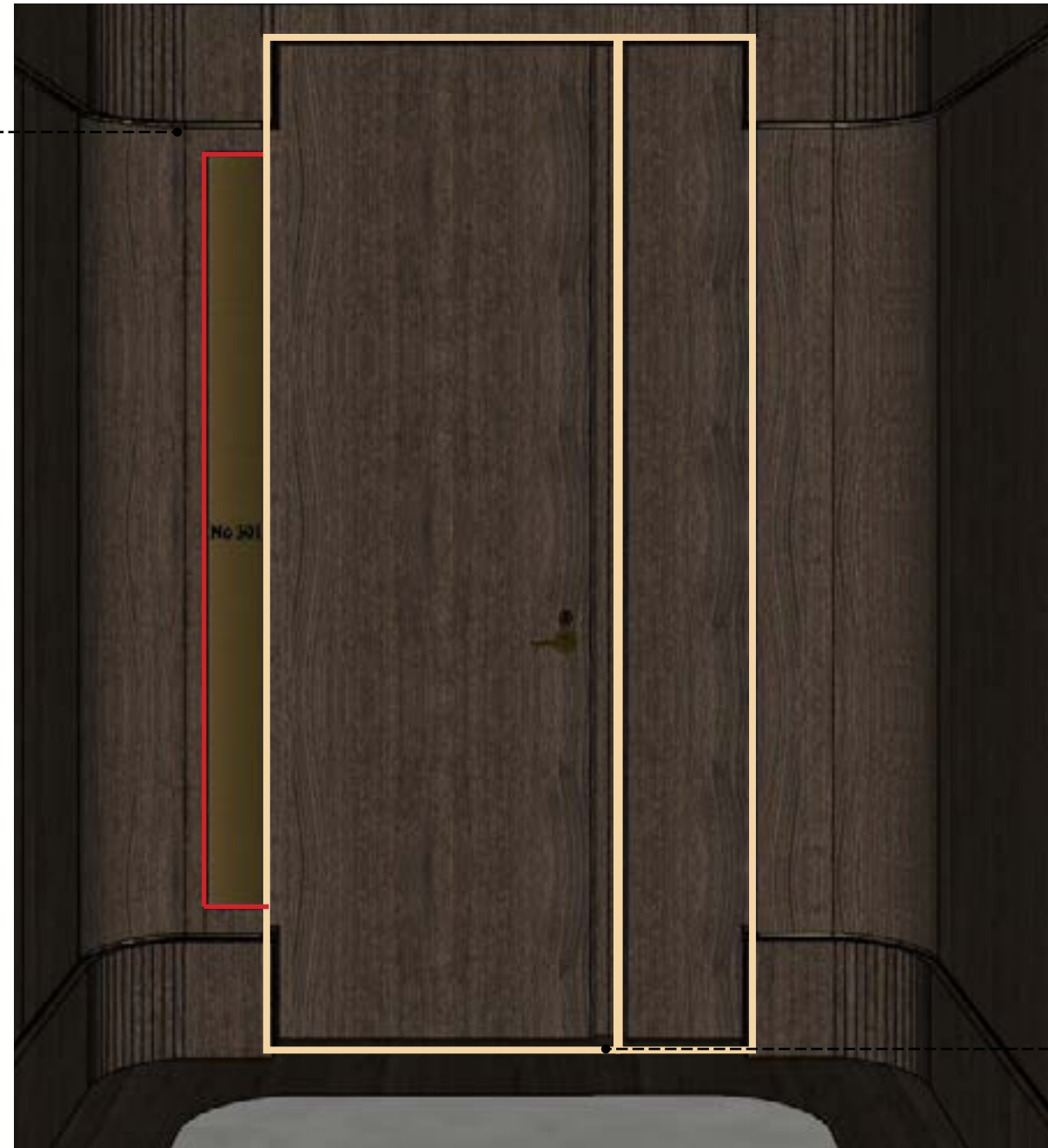
SUITE HALLWAY | DETAILS (UPDATED)

**** IMAGES HAVE BEEN LIGHTENED FOR VIEWING PURPOSES. REFER TO FINISHES & MODEL FOR CORRECT MATERIAL.

NOTES STRIP LIGHT LOCATIONS




BACK LIT WALL PLAQUE
CARVED OUT UNIT NUMBERS INTO
PLAQUE
6.25MM REVEAL AROUND PLAQUE
DARK BRONZE METAL
TIMES NEW ROMAN FONT FOR UNIT
NUMBERS



ENTRY DOOR
2 DOORS



RECESSED DOOR DETAIL BETWEEN TWO
DOORS



SUITE HALLWAY | DETAILS (UPDATED)

**** IMAGES HAVE BEEN LIGHTENED FOR VIEWING PURPOSES. REFER TO FINISHES & MODEL FOR CORRECT MATERIAL.

NOTES STRIP LIGHT LOCATIONS


CROWN DETAIL
DARK WALNUT WOOD WITH
13MM DARK BRONZE METAL REVEAL



BASE DETAIL
DARK WALNUT WOOD WITH
13MM DARK BRONZE METAL REVEAL



DARK WALNUT




DARK BRONZE

**** IMAGES HAVE BEEN LIGHTENED FOR VIEWING PURPOSES. REFER TO FINISHES & MODEL FOR CORRECT MATERIAL.

NOTES STRIP LIGHT LOCATIONS



ELEVATOR LOBBY WITH RECESSED STRIP LIGHTS FRAMING ART



RECESSED STRIP LIGHTS 3500K TEMPERATURE

SUITE HALLWAY | DETAILS (UPDATED)



CEILING FIXTURES:

SMALL ART LIGHT TO ILLUMINATE ART
PIECE
CENTRED ON WALL AND LOCATED
305MM FROM WALL
25MM DIA. MUD IN TRIMLESS FIXTURE
(RECESSED)

CENTRED IN THE ELEVATOR LOBBY -
100MM MUD IN TRIMLESS RECESSED POT
LIGHT FIXTURE



BOOK MATCHED SLABS IN ELEVATOR
LOBBY
LEATHER FINISHED
ANTIQUE BROWN GRANITE

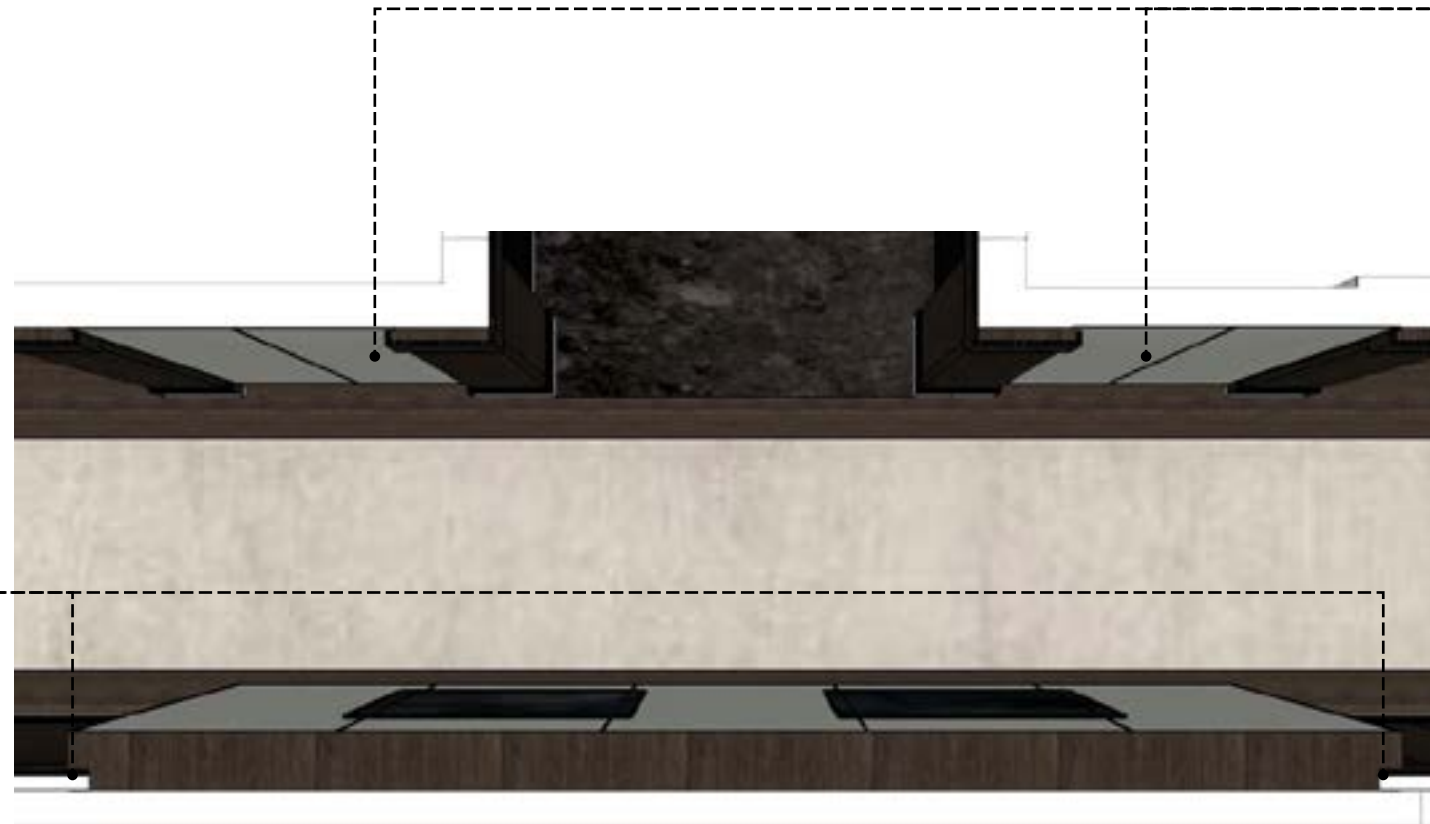


ANTIQUÉ BROWN
GRANITE

NOTES STRIP LIGHT LOCATIONS



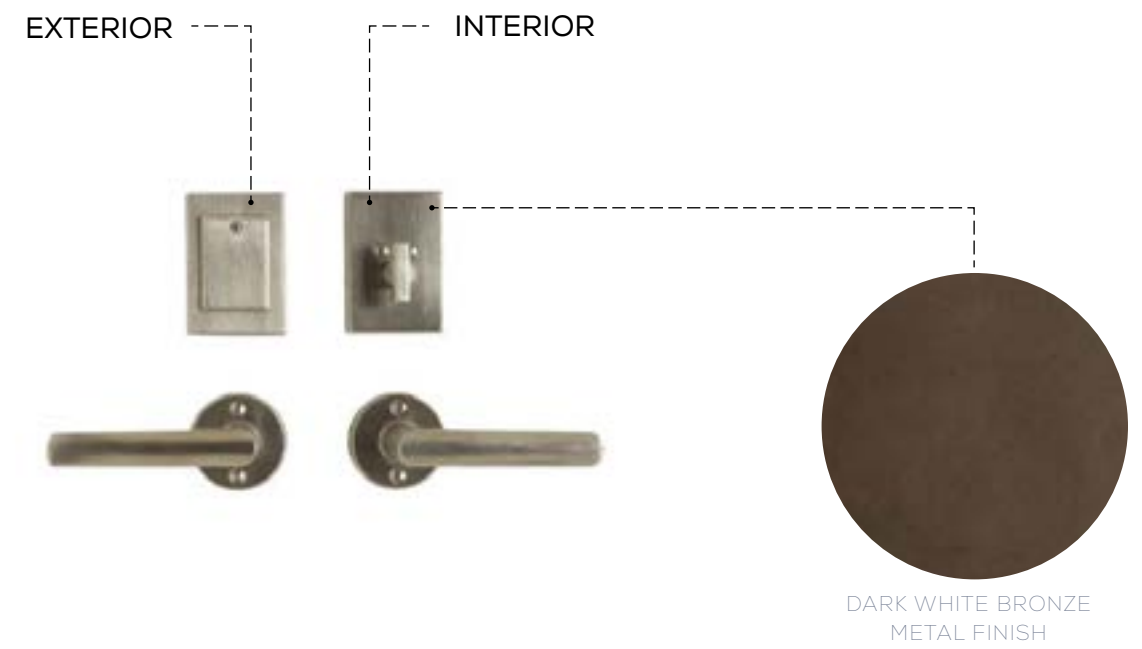
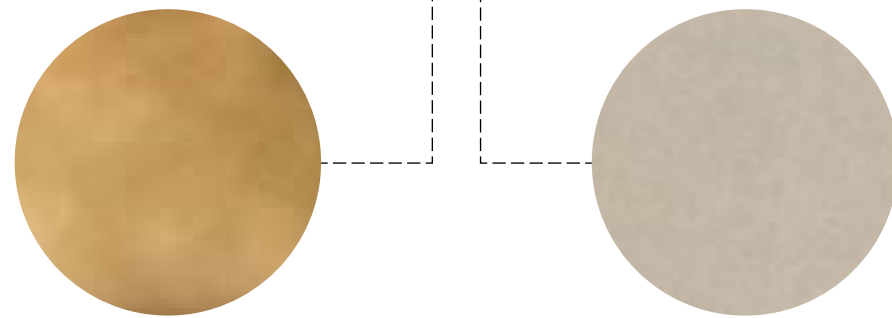
SIDES OF LARGE PANEL WALL
RECESSED STRIP LIGHTING
3500K TEMPERATURE



PLAN VIEW OF PANELLED AREA



OTHER PANEL WALLS
RECESSED STRIP LIGHTING
3500K TEMPERATURE



THANK YOU

