

STUDIO MUNGE

CANOPY YORKVILLE

PUBLIC SPACE

TORONTO, ONTARIO

Project Number: 15139

SPECIFICATIONS

ISSUED FOR PAINT & TILE TENDER

DECEMBER 14TH, 2020

CONTENT

EQUIPMENT

FINISHES

HARDWARE

PLUMBING

INDEX BY ITEM TYPE

PROJECT NAME: Canopy Hotel Yorkville

PROJECT #: 15139

ISSUE DT	ITEM NUMBER	ITEM DESCRIPTION	ITEM QTY
EQUIPMENT			
	EQ-100	Typical Equipment - Hand Dryer	
	EQ-101	Pantry Appliance - Quad Door Refrigerator	
	EQ-102	Pantry Appliance - Dish Washer	
	EQ-103	Pantry Appliance - Countertop Ice Maker & Dispenser	
	EQ-104	Pantry Appliance - Microwave	
	EQ-105	Reception Appliance - Undercounter Beverage Refrigerator	
	EQ-106	Double Sided Fireplace - Canopy Central	

Project Name: **Canopy Hotel Yorkville**

Project #: **15139**

Issue Date:

Revision(s): **12/14/20** **Δ1**

Specification Revised As Per Paint & Tile Tender

Item Number: **EQ-100**

Item Description: **Tyical Equipment - Hand Dryer**

Item Quantity:

Manufacturer: Dyson Canada

Address: 312 Adelaide Street West
7th Floor
Toronto Ontario <5V 1R2 Canada

Phone: (887) 739-7662

Fax:

Contact:

E-mail: service@dysoncanada.ca

Web: www.dysoncanada.ca

Source: Dyson Canada

Address: 312 Adelaide Street West
7th Floor
Toronto Ontario Canada

Phone: (416) 739-7662

Fax:

Contact: Chelsey Edwards

E-mail: Chelsey.Edwards@dyson.com

Web: www.dysoncanada.ca

Model Number: Dyson Airblade DB

Model Name: Dyson Airblade DB hand dryer

Dimensions: 247mm L x 279mm W x 660 mm H

Color/Finish: ***Grey**



Required Item(s) for Designer Approval Prior to Fabrication:

Prepared By: JACKY

☐ Seaming Diagram ☐ Strike-Off ☒ Finish Sample ☐ Cutting ☐ Shop Dwgs ☐ Prototype ☐ Flame Certificate

Instructions:

- 1 Manufacturer to provide all required hardware for proper installation and instructions.
- 2 Installer/Fabricator to verify all site conditions and dimensions prior to installation.
- 3 Refer to drawings for exact locations and/or mounting heights of furniture, fixtures, and equipment.
- 4 Installer/Fabricator to verify all site conditions and dimensions prior to installation.

Project Name: **Canopy Hotel Yorkville**

Project #: **15139**

Item Number: **EQ-101**

Item Description: **Pantry Appliance - Quad Door Refrigerator**

Issue Date:

Revision(s):

Item Quantity:

Manufacturer: Haier

Address:

Phone:

Fax:

Contact:

E-mail:

Web:

Source: Arnhold & Co., Ltd.

Address: 6/F, Victoria Centre,
15 Watson Road
Hongkong China

Phone: (852) 2806 4550

Fax: (852) 2887 1851

Contact: Raymond Yeung

E-mail: raymondyeung@arnhold.com.hk

Web: <http://www.arnhold.com.hk/zh/home/>

Model Number: HRQ16N3BGS
Model Name: Quad Door Refrigerator
Dimensions: 32 3/4" W x 26 1/2" D x 71" H
Color/Finish: Stainless Steel



Required Item(s) for Designer Approval Prior to Fabrication:

Prepared By: JACKY

☐ Seaming Diagram ☐ Strike-Off ☒ Finish Sample ☐ Cutting ☐ Shop Dwgs ☐ Prototype ☐ Flame Certificate

Instructions:

- 1 Manufacturer to provide all required hardware for proper installation and instructions.
- 2 Installer/Fabricator to verify all site conditions and dimensions prior to installation.
- 3 Refer to drawings for exact locations and/or mounting heights of furniture, fixtures, and equipment.
- 4 Installer/Fabricator to verify all site conditions and dimensions prior to installation.

Project Name: **Canopy Hotel Yorkville**

Project #: **15139**

Issue Date:

Revision(s):

Item Number: **EQ-102**

Item Description: **Pantry Appliance - Dish Washer**

Item Quantity:

Manufacturer: ASKO Appliances

Address: Sockerbrugsgatan 3
Lidköping SE-531 40 Sweden

Phone: 46 510 30 61 00

Fax:

Contact:

E-mail:

Web: www.asko.com

Source: Midnorthern Appliance

Address: 4250 Dufferin Street
Toronto ON M3H5W4 Canada

Phone: (416) 635-4835

Fax: (416) 635-4789

Contact: Michael Gnat

E-mail: mgnat@midnorthern.com

Web: www.midnorthernappliance.com

Model Number: DFI663XXL

Model Name: 30 SERIES - 24" Dishwasher - Panel Ready

Description: Electrical Supply: 115 VAC, 60 Hz
Electrical Service: 15 amp dedicated circuit

Dimensions: 23-5/8" W x 35-3/4" H x 22" D, Refer to Cut Sheet

Color/Finish: Panel Ready - Custom Panel & Handles to Match
Specified Finish, Refer to Drawings



Required Item(s) for Designer Approval Prior to Fabrication:

Prepared By: JACKY

☐ Seaming Diagram ☐ Strike-Off ☒ Finish Sample ☐ Cutting ☒ Shop Dwgs ☐ Prototype ☐ Flame Certificate

Instructions:

- 1 Manufacturer to provide all required hardware for proper installation and instructions.
- 2 Installer/Fabricator to verify all site conditions and dimensions prior to installation.
- 3 Refer to drawings for exact locations and/or mounting heights of furniture, fixtures, and equipment.
- 4 Installer/Fabricator to verify all site conditions and dimensions prior to installation.

Project Name: **Canopy Hotel Yorkville**

Project #: **15139**

Item Number: **EQ-103**

Item Description: **Pantry Appliance - Countertop Ice Maker & Dispenser**

Issue Date:

Revision(s):

Item Quantity:

Manufacturer: Manitowoc

Address: 2110 South 26th Street
Manitowoc WI 54221-1720

Phone: (920) 682-0161

Fax:

Contact:

E-mail:

Web: 222.manitowocice.com

Source: Arnhold & Co., Ltd.

Address: 6/F, Victoria Centre,
15 Watson Road
Hongkong China

Phone: (852) 2806 4550

Fax: (852) 2887 1851

Contact: Raymond Yeung

E-mail: raymondyeung@arnhold.com.hk

Web: <http://www.arnhold.com.hk/zh/home/>

Model Number: RNS12AT

Model Name: Countertop Nugget Ice Maker and Dispenser

Description: w/ Touchless Dispensing

Dimensions: 16 1/4" W x 24" D x 35" H

Color/Finish: Stainless Steel



Required Item(s) for Designer Approval Prior to Fabrication:

Prepared By: JACKY

☐ Seaming Diagram ☐ Strike-Off ☒ Finish Sample ☐ Cutting ☐ Shop Dwgs ☐ Prototype ☐ Flame Certificate

Instructions:

- 1 Manufacturer to provide all required hardware for proper installation and instructions.
- 2 Installer/Fabricator to verify all site conditions and dimensions prior to installation.
- 3 Refer to drawings for exact locations and/or mounting heights of furniture, fixtures, and equipment.
- 4 Installer/Fabricator to verify all site conditions and dimensions prior to installation.

Project Name: **Canopy Hotel Yorkville**

Project #: **15139**

Issue Date:

Revision(s):

Item Number: **EQ-104**

Item Description: **Pantry Appliance - Microwave**

Item Quantity:

Manufacturer: Panasonic Canada Inc.

Address: 6700 Millcreek Drive
Mississauga ON L5N 8B3 Canada

Phone: 800# : (800) 561-5505

Fax:

Contact:

E-mail:

Web: www.panasonic.com/ca

Source: Midnorthern Appliance

Address: 4250 Dufferin Street Steepprock Drive
Toronto ON M3H5W4 Canada

Phone: (416) 635-4835

Fax: (416) 635-4789

Contact: Michael Gnat

E-mail: mgnat@midnorthern.com

Web: www.midnorthernappliance.com

Model Number: NN-SE996S

Model Name: Genius Prestige

Description: Countertop Microwave w/ cyclonic inverter technology

Dimensions: 23.9" W x 19.4" D x 14" H

Color/Finish: Stainless Steel



Required Item(s) for Designer Approval Prior to Fabrication:

Prepared By: JACKY

☐ Seaming Diagram ☐ Strike-Off ☒ Finish Sample ☐ Cutting ☐ Shop Dwgs ☐ Prototype ☐ Flame Certificate

Instructions:

- 1 Manufacturer to provide all required hardware for proper installation and instructions.
- 2 Installer/Fabricator to verify all site conditions and dimensions prior to installation.
- 3 Refer to drawings for exact locations and/or mounting heights of furniture, fixtures, and equipment.
- 4 Installer/Fabricator to verify all site conditions and dimensions prior to installation.

Project Name: **Canopy Hotel Yorkville**

Project #: **15139**

Item Number: **EQ-105**

Item Description: **Reception Appliance - Undercounter Beverage Refrigerator**

Issue Date:

Revision(s):

Item Quantity:

Manufacturer: Sub Zero Canada

Address: 280 King Street East, Suite 101
Toronto ON M5A 1K7 Canada

Phone: (800) 222-7820

Fax:

Contact:

E-mail:

Web: <http://ca.subzero-wolf.com/en/>

Source: Midnorthern Appliance

Address: 4250 Dufferin Street Steepprock Drive
Torono ON M3H5W4 Canada

Phone: (416) 635-4835

Fax: (416) 635-4789

Contact: Michael Gnat

E-mail: mgnat@midnorthern.com

Web: www.midnorthernappliance.com

Model Number: UC-24C

Model Name: 24" Undercounter Refrigerator - Panel Ready

Description: Electrical Supply: 115 VAC, 60 Hz
Electrical Service: 15 amp dedicated circuit

Dimensions: 23 7/8"W x 34"H x 24"D

Color/Finish: Panel Ready - Custom Wood Panel & Hardware
to Match Specified Finish, Refer to Drawings

Notes: Or approved equivalent, submit alternates to
Studio Munge for approval.



Required Item(s) for Designer Approval Prior to Fabrication:

Prepared By: JACKY

☐ Seaming Diagram ☐ Strike-Off ☒ Finish Sample ☐ Cutting ☒ Shop Dwgs ☐ Prototype ☐ Flame Certificate

Instructions:

- 1 Manufacturer to provide all required hardware for proper installation and instructions.
- 2 Installer/Fabricator to verify all site conditions and dimensions prior to installation.
- 3 Refer to drawings for exact locations and/or mounting heights of furniture, fixtures, and equipment.
- 4 Installer/Fabricator to verify all site conditions and dimensions prior to installation.

Project Name: **Canopy Hotel Yorkville**

Project #: **15139**

Issue Date:

Revision(s):

Item Quantity: ea

Item Number: **EQ-106**

Item Description: **Double Sided Fireplace - Canopy Central**

Manufacturer: DaVinci Custom Fireplaces

Address:

Phone: (800) 654-1177

Fax:

Contact: Mark Kimbrel

E-mail: m.kimbrel@da-vincifireplaces.com

Web:

Source: The Fireplace Shop

Address: ABL Air
6048 Highway 9 Crossroads Mall
Schomberg, ON

Phone: (800) 843-1732

Fax:

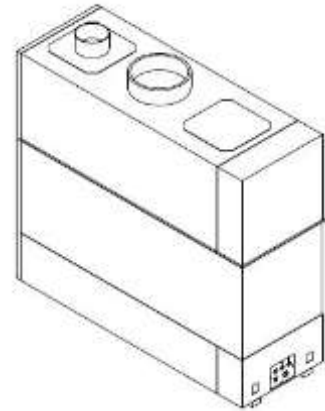
Contact: Andrew Leonard

E-mail: andrewleonard@fireplacestop.com

Web:

Model Name: DaVinci Custom Pier 54" x 20

Dimensions: Refer to Cut-Sheet



Required Item(s) for Designer Approval Prior to Fabrication:

Prepared By: ALESS

☐ Seaming Diagram ☐ Strike-Off ☐ Finish Sample ☐ Cutting ☒ Shop Dwgs ☐ Prototype ☐ Flame Certificate

Instructions:

- 1 Manufacturer to provide all required hardware for proper installation and instructions.
- 2 Installer/Fabricator to verify all site conditions and dimensions prior to installation.
- 3 Refer to drawings for exact locations and/or mounting heights of furniture, fixtures, and equipment.
- 4 Installer/Fabricator to verify all site conditions and dimensions prior to installation.

INDEX BY ITEM TYPE

PROJECT NAME: Canopy Hotel Yorkville

PROJECT #: 15139

ISSUE DT	ITEM NUMBER	ITEM DESCRIPTION	ITEM QTY
ARCHITECTURAL MIRROR			
	MR-01	Typical - Clear Mirror	
	MR-02	Black Mirror	
	MR-03	Copper Mirror	
	MR-100	F3 - Pool Gradient Mirror - Throughout	
	MR-501	Typical Elevator Mirror	
RUBBER FLOORING			
	RB-01A	F3-Gym-Resilient Tile Flooring-Black	
	RB-01B	F3-Gym-Resilient Tile Flooring-Orange	
	RB-01C	F3-Gym-Resilient Tile Flooring-White	
FABRIC (FOR MILLWORK USE)			
	FB-01	DELETE - F2 - Retreat Upholstered Ceiling	
	FB-02	DELETE - F2 - Bar Velvet	
	FB-03	DELETE - F2 - Bar Millwork - General Bar Leather	
	FB-100	DELETE - F2 - Gathering Area - Leather Uphostery	
	FB-101	Acoustic Panel Upholstery-Meeting Rooms	
GLASS			
	GL-01	Clear Tempered Glass	
	GL-02	DELETE Special Finish Glass Screen at Canopy	
	GL-03	DELETE- General Millwork - Tempered Bronze	
	GL-04	Glass General - Laminated Clear Glass w/ Frosted Interlayer Men's Urinal Screens	
	GL-100	F3 - Pool White to Clear Gradient Glass	
	GL-101	DELETE - F2 - Reception Retail Display Glass	
	GL-102	Black Glass at Retreat	
METAL			
	ML-01	Typical Metal Throughout	
	ML-02	Typical Metal - Elevator Rail	
	ML-100	General - Pool Chrome Metal - Throughout	
	ML-102	Copper Metal	
	ML-500	Elevator Cab Mirror Frame Metal	
PLASTIC LAMINATE			
	PL-100	Wood Laminate - Pantry	
	PL-101	P1/F2/F3 - W/C Partition - Black Laminate	
PAINT			
	PT-01	Typical Door Paint - Throughout	
	PT-02	Wall Paint - P1 Corridor	
	PT-03	Wall Paint - P1 Enthuasit Retreat/BOH Offices	
	PT-04	Typical Ceiling Paint - Throughout	
	PT-05	Paint Throughout - Elevator and Portals	
	PT-06	Wall Paint - Canopy Central	
	PT-100	Pool Ceiling Paint - F3	

INDEX BY ITEM TYPE**PROJECT NAME: Canopy Hotel Yorkville****PROJECT #: 15139**

ISSUE DT	ITEM NUMBER	ITEM DESCRIPTION	ITEM QTY
PAINT			
	PT-101	Ceiling Paint - Canopy Central	
	PT-102	Ceiling Panels - Canopy Central	
	PT-103	Ceiling Paint - Elevator Lobbies	
	PT-104	Typical Black Paint Walls	
RESILIENT BASE			
	RB-100C	DELETE - F3 - Gym - Rubber Resilient Floor Tile	
	RB-100D	DELETE - Light Brown F3 - Gym - Rubber Resilient	
SPECIAL FINISH			
	SF-01	DELETE - Special Plaster Finish	
	SF-02	Interior Brick Finish	
	SF-03	Copper Mesh	
	SF-04	Writing Board-Meeting Rooms	
STONE (SLAB)			
	ST-01	Typical Countertop - Public Washrooms/Enthusiat's Retreat	
	ST-02	Bar Millwork - Canopy Central	
	ST-03	Fireplace - Canopy Central	
	ST-04	Countertop - F2/F3 Pantry	
	ST-100	F2 - Pool Stone Column Cladding	
	ST-101	DELETE	
	ST-102	DELETE	
	ST-103	DELETE	
	ST-104	DELETE	
CERAMIC/PORCELAIN/STONE TILE			
	TL-01A	DELETE - P1-Corridor Walls & Floors	
	TL-01B	DELETE - Staff Shower Floor Mosaic	
	TL-02	Typical Tile - Public Washrooms & Enthusiat's Retreat	
	TL-03	Typical Bar Millwork Tile - Canopy Central	
	TL-04	DELETE	
	TL-08	DELETE	
	TL-100	Pool Wall Tile	
	TL-101	Pool Floor Tile - White 300x300	
	TL-102	Pool Floor Tile - Grey 300x300	
	TL-103A	DELETE	
	TL-103B	DELETE	
	TL-103C	DELETE	
	TL-104	DELETE	
	TL-105	DELETE	
	TL-106	DELETE	
	TL-107	DELETE	
	TL-108	DELETE	
	TL-109A	Public Space Tile-Type A	
	TL-109B	Public Space Tile-Type B	
WOOD			
	WD-01	Typical Wood Flat Cut - Throughout F	
	WD-02	Typical Wood Quarter Cut	
	WD-500	Wood - Handrail	ea

INDEX BY ITEM TYPE

PROJECT NAME: Canopy Hotel Yorkville

PROJECT #: 15139

ISSUE DT	ITEM NUMBER	ITEM DESCRIPTION	ITEM QTY
HARDWOOD FLOORING			
	WF-02	DELETE	
	WF-100	Typical Wood Flooring - Canopy Central	

Project Name: **Canopy Hotel Yorkville**

Project #: **15139**

Issue Date:

Revision(s):

Item Number: **MR-01**

Item Description: **Typical - Clear Mirror**

Item Quantity:

Manufacturer: Accura Glass Inc.

Address: 50 Snidercroft Road
Unit 1
Concord ON L4K 2K1 Canada

Phone: 905.761.8561

Fax: 905.761.8351

Contact: Konstantin Zahariev

E-mail: konstantin@accuraglass.com

Web: www.accuraglass.com

Source: Accura Glass Inc.

Address: 50 Snidercroft Road
Unit 1
Concord ON L4K 2K1 Canada

Phone: 905.761.8561

Fax: 905.761.8351


Contact: Konstantin Zahariev

E-mail: konstantin@accuraglass.com

Web: www.accuraglass.com

Product: Clear Mirror w/Safety Backing #ACC 2482

Size/Dimensions: 6mm



Required Item(s) for Designer Approval Prior to Fabrication:

Prepared By: SHELL

☐ Seaming Diagram ☐ Strike-Off ☒ Finish Sample ☐ Cutting ☐ Shop Dwgs ☐ Prototype ☐ Flame Certificate

Instructions:

- 1 Installer to provide all required hardware to ensure proper installation.
- 2 GC to refer to drawings for exact locations and/or mounting heights and sizes of furniture, fixtures, and equipment.
- 3 GC to submit all proposed substitutions to Studio Munge for written approval prior to manufacturing and purchasing.
- 4 GC to provide 12" x 12" submittal sample for designer's review and approval prior to proceeding with work
- 5 All glass and mirror edges to be polished and rectified.
- 6 GC to verify adequate blocking is provided.

Project Name: **Canopy Hotel Yorkville**

Project #: **15139**

Issue Date:

Revision(s):

Item Number: **MR-02**

Item Description: **Black Mirror**

Item Quantity:

Manufacturer: Accura Glass Inc.

Address: 50 Snidercroft Road
Unit 1
Concord ON L4K 2K1 Canada

Phone: 905.761.8561

Fax: 905.761.8351

Contact: Konstantin Zahariev

E-mail: konstantin@accuraglass.com

Web: www.accuraglass.com

Source: Accura Glass Inc.

Address: 50 Snidercroft Road
Unit 1
Concord ON L4K 2K1 Canada

Phone: 905.761.8561

Fax: 905.761.8351

Contact: Konstantin Zahariev

E-mail: konstantin@accuraglass.com

Web: www.accuraglass.com

Product: Bronze Mirror w/Safety Backing ACC1536

Size/Dimensions: 6mm



Required Item(s) for Designer Approval Prior to Fabrication:

Prepared By: SHELL

☐ Seaming Diagram ☐ Strike-Off ☒ Finish Sample ☐ Cutting ☐ Shop Dwgs ☐ Prototype ☐ Flame Certificate

Instructions:

- 1 Installer to provide all required hardware to ensure proper installation.
- 2 GC to refer to drawings for exact locations and/or mounting heights and sizes of furniture, fixtures, and equipment. In the event of a discrepancy between drawings and specifications,
- 3 GC to submit all proposed substitutions to Studio Munge for written approval prior to manufacturing and purchasing.
- 4 GC to provide 12" x 12" sample for designer's review and approval prior to proceeding with work
- 5 All glass and mirror edges to be polished and rectified

Project Name: **Canopy Hotel Yorkville**

Project #: **15139**

Issue Date:

Revision(s): **12/14/20** **Δ1**

Specification Added As Per Paint & Tile Tender

Item Number: **MR-03**

Item Description: **Copper Mirror**

Item Quantity: ea

Manufacturer: Goldray Glass

Address: 4605 52nd Ave. SE
Calgary AL T2C 4N7 CANADA

Phone: (647) 408-8940 800# : (800) 640-3709

Fax:

Contact: Steve Piccinin

E-mail: StevePiccinin@goldrayindustries.com

Web: www.goldrayglass.com

Source: Goldray Glass

Address: 4605 52nd Ave. SE
Calgary AL T2C 4N7 CANADA

Phone: (647) 408-8940 800#: (800) 640-3709

Fax:

Contact: Steve Piccinin

E-mail: StevePiccinin@goldrayindustries.com

Web: www.goldrayglass.com

Product: Copper Tinted Mirror

Color/Finish: Copper TM_01_5

Size/Dimensions: 6 mm thick



Required Item(s) for Designer Approval Prior to Fabrication:

Prepared By: ANNA

☐ Seaming Diagram ☐ Strike-Off ☒ Finish Sample ☐ Cutting ☐ Shop Dwgs ☐ Prototype ☒ Flame Certificate

Instructions:

- 1 Manufacturer to provide all required hardware to ensure proper installation.
- 2 Refer to drawings for exact locations and/or mounting heights of furniture, fixtures, and equipment. In the event of a discrepancy between drawings and specifications,
- 3 Purchasing Agent to submit all new substitutions to Studio Munge for written approval prior to manufacturing and purchasing.
- 4 Provide 12" x 12" sample for designer's review and approval prior to proceeding with work
- 5 GC to verify all sizes, quantities and trim pieces required

Project Name: **Canopy Hotel Yorkville**

Project #: **15139**

Issue Date:

Revision(s):

Item Number: **MR-100**

Item Description: **F3 - Pool Gradient Mirror - Throughout**

Item Quantity:

Manufacturer: Accura Glass Inc.

Address: 50 Snidercroft Road
Unit 1
Concord ON L4K 2K1 Canada

Phone: 905.761.8561

Fax: 905.761.8351

Contact: Konstantin Zahariev

E-mail: konstantin@accuraglass.com

Web: www.accuraglass.com

Source: Accura Glass Inc.

Address: 50 Snidercroft Road
Unit 1
Concord ON L4K 2K1 Canada

Phone: 905.761.8561

Fax: 905.761.8351

Contact: Konstantin Zahariev

E-mail: konstantin@accuraglass.com

Web: www.accuraglass.com

Product: Custom Gradient Mirror w/Safety Backing -
ACP1118

Color/Finish: Mirror to fade from Pantone 2747 to clear mirror

Size/Dimensions: Refer to drawings



Required Item(s) for Designer Approval Prior to Fabrication:

Prepared By: SHELL

☐ Seaming Diagram ☐ Strike-Off ☒ Finish Sample ☐ Cutting ☒ Shop Dwgs ☐ Prototype ☐ Flame Certificate

Instructions:

- 1 Installer to provide all required hardware to ensure proper installation.
- 2 GC to refer to drawings for exact locations and/or mounting heights and sizes of furniture, fixtures, and equipment. In the event of a discrepancy between drawings and specifications,
- 3 GC to submit all proposed substitutions to Studio Munge for written approval prior to manufacturing and purchasing.
- 4 GC to provide 12" x 12" sample for designer's review and approval prior to proceeding with work
- 5 All glass and mirror edges to be polished and rectified

Project Name: **Canopy Hotel Yorkville**

Project #: **15139**

Issue Date:

Revision(s): **10/30/20** **Δ 2**

Specification Revised As Per Elevator Tender

Item Number: **MR-501**

Item Description: **Typical Elevator Mirror**

Item Quantity:

Manufacturer: Goldray Glass

Address: 4605 52nd Ave. SE
Calgary AL T2C 4N7 CANADA

Phone: (647) 408-8940 800# : (800) 640-3709

Fax:

Contact: Steve Piccinin

E-mail: StevePiccinin@goldrayindustries.com

Web: www.goldrayglass.com

Source: Goldray Glass

Address: 4605 52nd Ave. SE
Calgary AL T2C 4N7 CANADA

Phone: (647) 408-8940 800#: (800) 640-3709

Fax:


Contact: Steve Piccinin

E-mail: StevePiccinin@goldrayindustries.com

Web: www.goldrayglass.com

Product: Clear Laminated Mirror w/Safety Backing

Size/Dimensions: 13.5 mm thick



Required Item(s) for Designer Approval Prior to Fabrication:

Prepared By: ANNA

☐ Seaming Diagram ☐ Strike-Off ☒ Finish Sample ☐ Cutting ☐ Shop Dwgs ☐ Prototype ☒ Flame Certificate

Instructions:

- 1 Installer to provide all required hardware to ensure proper installation.
- 2 GC to refer to drawings for exact locations and/or mounting heights and sizes of furniture, fixtures, and equipment.
- 3 GC to submit all proposed substitutions to Studio Munge for written approval prior to manufacturing and purchasing.
- 4 GC to provide 12" x 12" submittal sample for designer's review and approval prior to proceeding with work
- 5 All glass and mirror edges to be polished and rectified.
- 6 GC to verify adequate blocking is provided.

Project Name: **Canopy Hotel Yorkville**

Project #: **15139**

Issue Date:

Revision(s): **11/2 /20 Δ1**

Specification Revised As Per Preliminary Paint & Tile Tender

Item Number: **RB-01A**

Item Description: **F3-Gym-Resilient Tile Flooring-Black**

Item Quantity:

Manufacturer: Tarkett

Address: 28 Sims Crescent, Richmond Hill
Toronto Canada L4B 2N9 Canada

Phone: (416) 770-2319

Fax:

Contact: Victoria Kiteley

E-mail: Victoria.Kiteley@tarkett.com

Web: www.tarkett.com

Source: Tarkett

Address: 28 Sims Crescent, Richmond Hill
Toronto ON L4B 2N9 Canada

Phone: (416) 770-2319

Fax:

Mobile: (416) 770-2319

Contact: Victoria Kiteley

E-mail: Victoria.Kiteley@tarkett.com

Web:

Product: ***Triumph Rubber Tile-Microtone**

Color/Finish: ***VORTEX LB8**

Size/Dimensions: ***24" x 24" Thk**

Notes: Continuous Joint Pattern



Required Item(s) for Designer Approval Prior to Fabrication:

Prepared By: MELAN

☐ Seaming Diagram ☐ Strike-Off ☐ Finish Sample ☐ Cutting ☐ Shop Dwgs ☐ Prototype ☐ Flame Certificate

Project Name: **Canopy Hotel Yorkville**

Project #: **15139**

Issue Date:

Revision(s): **11/2 /20 Δ1**

Specification Revised As Per Preliminary Paint & Tile Tender

Item Number: **RB-01B**

Item Description: **F3-Gym-Resilient Tile Flooring-Orange**

Item Quantity:

Manufacturer: Tarkett

Address: 28 Sims Crescent, Richmond Hill
Toronto Canada L4B 2N9 Canada

Phone: (416) 770-2319

Fax:

Contact: Victoria Kiteley

E-mail: Victoria.Kiteley@tarkett.com

Web: www.tarkett.com

Source: Tarkett

Address: 28 Sims Crescent, Richmond Hill
Toronto ON L4B 2N9 Canada

Phone: (416) 770-2319

Fax:

Mobile: (416) 770-2319

Contact: Victoria Kiteley

E-mail: Victoria.Kiteley@tarkett.com

Web:

Product:

***Triumph Rubber Tile-Microtone**

Color/Finish:


***Custom base colour to match Pantone 7627C**

Size/Dimensions:

***24" x 24" Thk**

Notes:

Continuous Joint Pattern



Required Item(s) for Designer Approval Prior to Fabrication:

Prepared By: MELAN

☐ Seaming Diagram ☐ Strike-Off ☒ Finish Sample ☐ Cutting ☐ Shop Dwgs ☐ Prototype ☐ Flame Certificate

Project Name: **Canopy Hotel Yorkville**

Project #: **15139**

Issue Date: 11 20 20

Revision(s): **11/20/20** **Δ 1**

Specification Added As Per Preliminary Paint & Tile Tender

Item Number: **RB-01C**

Item Description: **F3-Gym-Resilient Tile Flooring-White**

Item Quantity:

Manufacturer: Tarkett

Address: 28 Sims Crescent, Richmond Hill
Toronto Canada L4B 2N9 Canada

Phone: (416) 770-2319

Fax:

Contact: Victoria Kiteley

E-mail: Victoria.Kiteley@tarkett.com

Web: www.tarkett.com

Source: Tarkett

Address: 28 Sims Crescent, Richmond Hill
Toronto ON L4B 2N9 Canada

Phone: (416) 770-2319

Fax:

Mobile: (416) 770-2319

Contact: Victoria Kiteley

E-mail: Victoria.Kiteley@tarkett.com


Web:

Product: ***Triumph Rubber Tile-Microtone**

Size/Dimensions: ***24"x24" Thk**

Notes:

Portion or RB-01B to be painted with Endura Paint
CRL #17945 White.
Please refer to ID drawings.



Required Item(s) for Designer Approval Prior to Fabrication:

Prepared By: MELAN

☐ Seaming Diagram ☐ Strike-Off ☐ Finish Sample ☐ Cutting ☐ Shop Dwgs ☐ Prototype ☐ Flame Certificate

STUDIO MUNGE

Project Name: **Canopy Hotel Yorkville**

Project #: **15139**

Issue Date:

Revision(s): **12/14/20 Δ1**

Specification Deleted As Per Paint & Tile Tender

Item Number: **FB-01**

Item Description: **DELETE- F2 - Retreat Upholstered Ceiling**

Item Quantity:

Manufacturer: Reid Witlin Ltd.

Address: 8638 Darby Avenue
Northridge CA 91325-

Phone: (818) 701-7900

Fax:

Contact:

E-mail: info@rwltd.com

Web: http://www.reidwitlinltd.com/hospitality/

Source: Reid Witlin Ltd.

Address: 8638 Darby Avenue
Northridge, CA 91325

Phone: (818) 701-7900

Fax: (818) 701-7901

Contact:

E-mail: jason@rwltd.com

Web:

Product: Vivacious Velvet

Color/Finish: Paprika

Notes: 100% Cotton
Flammability: NFPA 260, Acrylic and Teflon
Included



Required Item(s) for Designer Approval Prior to Fabrication:

Prepared By: SHELL

☐ Seaming Diagram ☐ Strike-Off ☒ Finish Sample ☒ Cutting ☐ Shop Dwgs ☐ Prototype ☒ Flame Certificate

Instructions:

- 1 Manufacturer to verify that all flammability requirements are met for application and project location. The requirements noted within this specification are general, and local flammability requirements may be more stringent.
- 2 Submittal of shop drawings, finish samples, and/or prototype to Studio Munge for review and written approval is required for any item supplied by a vendor other than the specified source.
- 3 Purchasing Agent to submit all new substitutions to Studio Munge for written approval prior to manufacturing and purchasing.
- 4 Manufacturer to submit sample of C.O.M. for designer's written approval prior to purchasing and fabrication of total quantity.

STUDIO MUNGE

Project Name: **Canopy Hotel Yorkville**

Project #: **15139**

Issue Date:

Revision(s): **12/14/20 Δ1**

Specification Deleted As Per Paint & Tile Tender

Item Number: **FB-02**

Item Description: **DELETE- F2 - Bar Velvet**

Item Quantity:

Manufacturer: Threadcount

Source: Threadcount

Address: 81C Ronald Avenue
Toronto ON M6E 4M9 Canada

Address: 81C Ronald Avenue
Toronto ON M6E 4M9 Canada

Phone: (416) 916-9012 800# : (800) 963-7590

Phone: (416) 916-9012

Fax:

Fax:

Contact: Marisa Daniele

Contact: Marisa Daniele

E-mail: marisa@threadcountinc.com

E-mail: marisa@threadcountinc.com

Web: www.threadcountinc.com

Web: www.threadcountinc.com

Product: Roomers - Owen / #101615 Wild Card

Notes:

92% Polyester, 5% Cotton, 3% Latex
Abrasion: 100,000 Martindale
Flammability: BS 5852: Part 1: 1979, P1, P2



Required Item(s) for Designer Approval Prior to Fabrication:

Prepared By: SHELL

☐ Seaming Diagram ☐ Strike-Off ☒ Finish Sample ☒ Cutting ☐ Shop Dwgs ☐ Prototype ☒ Flame Certificate

Instructions:

- 1 Manufacturer to verify that all flammability requirements are met for the application and project location. The requirements noted within this specification are general, and local flammability requirements may be more stringent.
- 2 Submittal of shop drawings, finish samples, and/or prototype to Studio Munge for review and written approval is required for any item supplied by a vendor other than the specified source.
- 3 Purchasing Agent to submit all new substitutions to Studio Munge for written approval prior to manufacturing and purchasing.
- 4 Manufacturer to submit sample of C.O.M. for designer's written approval prior to purchasing and fabrication of total quantity.

STUDIO MUNGE

Project Name: **Canopy Hotel Yorkville**

Project #: **15139**

Issue Date:

Revision(s): **12/14/20** **Δ1**

Specification Deleted As Per Paint & Tile Tender

Item Number: **FB-03**

Item Description: **DELETE-F2- Bar Millwork - General Bar Leather**

Item Quantity:

Manufacturer: Tiger Contract

Address: 1384 Broadway
Suite 6NW
New York NY 10018-

Phone: (336) 953-1623

Fax:

Contact: Hall Toledano

E-mail: hall@tigerleather.com

Web: www.tigercontract.com

Source: Tiger Contract

Address: 1384 Broadway
Suite 6NW
New York NY 10018-

Phone: (336) 953-1623

Fax:

Contact: Hall Toledano

E-mail: hall@tigerleather.com

Web: www.tigercontract.com

Product: Cityscape Tao 2950

Color/Finish: Colour: Ivory / Finish: Bayer Protective Top Coat

Notes: Dye Method: Aniline



Required Item(s) for Designer Approval Prior to Fabrication:

Prepared By: SHELL

☐ Seaming Diagram ☐ Strike-Off ☒ Finish Sample ☒ Cutting ☐ Shop Dwgs ☐ Prototype ☐ Flame Certificate

Instructions:

- 1 Manufacturer to verify that all flammability requirements are met for the application and project location. The requirements noted within this specification are general, and local flammability requirements may be more stringent.
- 2 Submittal of shop drawings, finish samples, and/or prototype to Studio Munge for review and written approval is required for any item supplied by a vendor other than the specified source.
- 3 Purchasing Agent to submit all new substitutions to Studio Munge for written approval prior to manufacturing and purchasing.
- 4 Manufacturer to submit sample of C.O.M. for designer's written approval prior to purchasing and fabrication of total quantity.

STUDIO MUNGE

Project Name: **Canopy Hotel Yorkville**

Project #: **15139**

Issue Date:

Revision(s): **12/14/20** **Δ1**

Specification Deleted As Per Paint & Tile Tender

Item Number: **FB-100**

Item Description: **DELETE-F2 - Gathering Area - Leather Uphostery**

Item Quantity:

Manufacturer: Opuzen

Address: 5788 Venice Blvd.
Los Angeles CA 90019-

Phone: (323) 549-3489

Fax:

Contact:

E-mail: info@opuzen.com

Web:

Source: Anthony Inc.

Address: 44 W. Erie, Suite 101
Chicago IL 60654-

Phone: (312) 321-0847

Fax:

Contact: Anthony Bellon

E-mail: anthony@anthonyinc.net

Web:

Product: 5200-3025 - Lafayette Velvet

Color/Finish: Pearl

Notes:

60% Acrylic / 40% Polyester
Abrasion: 100,000 Double Rubs
Pass: CA 117-2013
UFAC CLASS I, NFPA 260



Required Item(s) for Designer Approval Prior to Fabrication:

Prepared By: JACKY

☐ Seaming Diagram ☐ Strike-Off ☒ Finish Sample ☐ Cutting ☐ Shop Dwgs ☐ Prototype ☐ Flame Certificate

Instructions:

- 1 Manufacturer to verify that all flammability requirements are met for property location. The requirements noted within this specification are general, and local flammability requirements may be more stringent.
- 2 Submittal of shop drawings, finish samples, and/or prototype to Studio Munge for review and written approval is required for any item supplied by a vendor other than the specified source.
- 3 Purchasing Agent to submit all new substitutions to Studio Munge for written approval prior to manufacturing and purchasing.
- 4 Manufacturer to submit sample of C.O.M. for designer's written approval prior to purchasing and fabrication of total quantity.

Project Name: **Canopy Hotel Yorkville**

Project #: **15139**

Issue Date:

Revision(s): **12/14/20** **Δ1**

Specification Added As Per Paint & Tile Tender

Item Number: **FB-101**

Item Description: **Acoustic Panel Upholstery-Meeting Rooms**

Item Quantity: ea

Manufacturer: Designtex

Address: 200 Hudson Street
9th Floor
New York NY

Phone: (416) 768-4130 800# : (800) 221-1540

Fax: Other: (416) 768-4130

Contact: Carrie Knudsen

E-mail: cknudsen@designtex.com

Web: https://www.designtex.com/

Source: Designtex

Address: 200 Hudson Street
9th Floor
New York NY

Phone: (212) 866-8100

Fax:

Contact:


E-mail: info@designtex.com

Web: https://www.designtex.com/

Product: Minnie 4132-803 Uphostery Fabric for Acoustic Panels

Color/Finish: Walrus

Notes: Installed with Soundsoak Acoustical Wall System by Armstrong - Refer to cutsheets
Content: 50% Polyester, 50% Recycled Polyester
Flammability: CA TB 117-2013, ASTM E84
Unadhered Class A
Abrasion: 100,000 Wyzenbeek double rubs
Lighfastness: 40 hours




Required Item(s) for Designer Approval Prior to Fabrication:



Prepared By: ANNA

☐ Seaming Diagram ☐ Strike-Off ☒ Finish Sample ☐ Cutting ☐ Shop Dwgs ☐ Prototype ☒ Flame Certificate


Instructions:

- 1 Manufacturer to verify that all flammability requirements are met for property location. The requirements noted within this specification are general, and local flammability requirements may be more stringent.
- 2 Submittal of shop drawings, finish samples, and/or prototype to Studio Munge for review and written approval is required for any item supplied by a vendor other than the specified source.
- 3 Purchasing Agent to submit all new substitutions to Studio Munge for written approval prior to manufacturing and purchasing.
- 4 Manufacturer to submit sample of C.O.M. for designer's written approval prior to purchasing and fabrication of total quantity.


Use	Upholstery, Panel Fabrics
Content	50% Polyester, 50% Polyester (Postconsumer Recycled)
Cleaning	Water-based/Solvent (WS)
Weight	15.5 ounces/linear yard
Width	55 inches (140 cm)
Flammability	ASTM E 84 Unadhered Class A, CA TB 117-2013, UL Listed
Abrasion	100,000 Wyzenbeek double rubs (CD)
Lightfastness	40 hours
ACT	
Sustainable Logistics	Ships Carbon Neutral
Warranty	5 years
Origin	United States



Flax
4132-101




True Taupe
4132-102




Otter
4132-103



Pony
4132-104



Classic Red
4132-301



Vamp
4132-302




Malbec
4132-303




Sky Blue
4132-401




Hague Blue
4132-402



Cobalt
4132-403




Turquoise
4132-404



Reed
4132-501




Spring Green
4132-502




Tarragon
4132-503



Shark
4132-504




Gobi
4132-701



New Rust
4132-702



Ice
4132-801




Gull
4132-802



Walrus
4132-803

SOUND SOAK®


Standard and Custom Acoustical Wall Systems



Custom Soundsoak® Wall Panels

STANDARD FABRICS


FR-701® (FR)



Fabrics are dye-lotted and should be segregated by dye lot. Do not mix.

COMPOSED FABRIC SURFACE

Rhythms® (RH)



Easy-to-install wall system, available in a variety of fabrics and a wide range of sizes and custom options.

KEY SELECTION ATTRIBUTES – STANDARD


- Available in two substrates
- Acoustical Wall System with an inner core absorbs 50-90% of sound striking surface
- 3 to 6 times the sound absorption of fabric-covered gypsum
- Wide variety of chair rail accessories for design and durability
- Coordinate finishes with Soundsoak® Baffles (Pg. 80)
- Full standard finish offering at armstrongceilings.com/soundsoak

KEY SELECTION ATTRIBUTES – CUSTOM


- Custom fiberglass panels up to 48" wide and 120" high on 1/2" – 4" fiberglass, in 1/2" increments
- Tackable options including 5/8" thick mineral fiber panels that will sit flush with door frames – perfect for offices and corporate environments
- Variety of impact resistant acoustical wall panels available for high-traffic and high-abuse areas
- Convex and concave curved panels in up to 48" x 120" sizes

WOVEN FABRIC SURFACE


Lido™ (LD)




Anchorage™ (AN)



Metalation™ (MT)



Spinel™ (SP)



Colored fabrics are dye-lotted and should be segregated by dye lot. Do not mix.

NOTE: Standard SoundSoak® panel item numbers include references to size, fabric, and substrate. Consult your price list or contact TechLine for assistance with identifying item numbers.

SOUNDSOAK®

Standard and Custom Acoustical Wall Systems

73% MINERAL FIBER 52% RECYCLED CONTENT

Calculate LEED contribution at armstrongceilings.com/greengenie



VISUAL SELECTION For Soundsoak corners, chair rails, and moldings, see Pgs. 528-529.

Product	Item No. ♦	Substrate	Finish	Dimensions		Panel Thickness	Surface Type*	PERFORMANCE			
				Panel Width	Panel Height			NRC Rating		STC Rating†	
								A Mount	D Mount	1 Side	2 Sides
Soundsoak 60	40__0__	Mineral Fiber	Woven Fabric Composed Fabric	30"	72", 96", 108", 120" (06) (08) (09) (10)	3/4"	W: FR, AN, MT, LD, SP C: RH	0.65	0.70	43	45
Soundsoak 85	32__1__	Fiberglass	Woven Fabric Composed Fabric	24"	72", 96", 108", 120" (06) (08) (09) (10)	1"	W: FR, AN, MT, LD, SP, RH C: RH	0.80	0.90	—	—

* FR-701® (FR), Lido™ (LD), Spinel™ (SP), Metallation™ (MT), Anchorage™ (AN), Rhythms® (RH)

♦ When specifying or ordering, add panel height, surface type, and color.

† 3-5/8" metal studs with one layer of 5/8" drywall on both sides and Soundsoak 60 on one or both sides.

EXAMPLES: 40 08 0 FR BN
Panel Type: SS 60 Woven Panel Height: 08 Ft. Surface Type: FR-701 Color: Blue Neutral

32 10 1 RH BMB
Panel Type: SS 85 Panel Height: 10 Ft. Surface Type: Rhythms Color: Blue Mauve




CUSTOM FABRICS (PARTIAL LIST)


Due to printing limitations, shade may vary from actual product.

NOTE: Custom Soundsoak is also available in all standard woven Soundsoak fabrics. Choose from a large selection of panel fabrics and vinyls from manufacturers like: Guilford of Maine, Hytex, Carnegie, Koroseal, Maharam, Knoll, DesignTex.

Carnegie



HYTEX®



DESIGN Tex



Guilford of Maine® is a registered trademark of Guilford of Maine. Hytex® is a trademark of Hytex Industries. Koroseal® is a trademark of RJF International Corporation. Carnegie® is a registered trademark of Carnegie Corporation, Inc. Maharam® is a registered trademark of Maharam fabric corporation. Knoll® is a registered trademark of Knoll, Inc. DesignTex® is a registered trademark of Steelcase Corporation.

PHYSICAL DATA

Fire Performance

Tested to ASTM E84 – 25/200
Tested to CAN/ULC S102 – 25/250 Composite
Class A rating per IBC (fabric, substrate, and adhesive)

For more details on Soundsoak fire performance, visit our web site at armstrongceilings.com/soundsoak

Warranty

Details at armstrongceilings.com

Project Name: **Canopy Hotel Yorkville**

Project #: **15139**

Issue Date:

Revision(s): **11/27/20** **Δ 1**

Item Number: **GL-01**

Item Description: **Clear Tempered Glass**

Item Quantity:

Manufacturer: Accura Glass Inc.

Address: 50 Snidercroft Road
Unit 1
Concord ON L4K 2K1 Canada

Phone: 905.761.8561

Fax: 905.761.8351

Contact: Konstantin Zahariev

E-mail: konstantin@accuraglass.com

Web: www.accuraglass.com

Source: Accura Glass Inc.

Address: 50 Snidercroft Road
Unit 1
Concord ON L4K 2K1 Canada

Phone: 905.761.8561

Fax: 905.761.8351

Contact: Konstantin Zahariev

E-mail: konstantin@accuraglass.com

Web: www.accuraglass.com

Product: Tempered Clear Glass

Size/Dimensions: 12mm Thick



Required Item(s) for Designer Approval Prior to Fabrication:

Prepared By: MELAN

☐ Seaming Diagram ☐ Strike-Off ☒ Finish Sample ☐ Cutting ☐ Shop Dwgs ☐ Prototype ☐ Flame Certificate

Instructions:

- 1 Refer to drawings for exact locations and/or mounting heights of furniture, fixtures, and equipment. In the event of a discrepancy between drawings and specifications,
- 2 Purchasing Agent to submit all new substitutions to Studio Munge for written approval prior to manufacturing and purchasing.
- 3 Manufacturer to provide all required hardware to ensure proper installation.
- 4 All glass to be tempered and clear (unless otherwise noted)
- 5 Provide low profile clear neoprene pad under glass as required.
- 6 Provide 12" x 12" sample for designer's review and approval prior to proceeding with work
- 7 Refer to drawings for exact locations and/or mounting heights of furniture, fixtures, and equipment. In the event of a discrepancy between drawings and specifications,

Project Name: **Canopy Hotel Yorkville**

Project #: **15139**

Issue Date:

Revision(s): **12/14/20** **Δ1**

Specification Deleted As Per Paint & Tile Tender

Item Number: **GL-02**

Item Description: **DELETE -Special Finish Glass Screen at Canopy Central**

Item Quantity:

Manufacturer: Eventscape Inc.

Address: 4 Bestobell Rd
Toronto Ontario M8W 4H3 Canada

Phone: (416) 231-8855

Fax: (416) 231-7225

Contact: Darrin Schneider

E-mail: darrin@eventscape.net

Web: www.eventscape.net

Source: Eventscape Inc.

Address: 4 Bestobell Rd
Toronto Ontario M8W 4H3 Canada

Phone: (416) 231-8855
Ext. 29

Fax: (416) 231-7225

Contact: Darrin Schneider

E-mail: darrin@eventscape.net

Web: www.eventscape.net

Product: Custom Special Glass Finish for Screen

Notes: Refer to custom drawings by Eventscape



Required Item(s) for Designer Approval Prior to Fabrication:

Prepared By: SHELL

☐ Seaming Diagram ☐ Strike Off ☒ Finish Sample ☐ Cutting ☒ Shop Dwgs ☐ Prototype ☐ Flame Certificate

Instructions:

- 1 GC to refer to drawings for exact locations and/or mounting heights and sizes of furniture, fixtures, and equipment. In the event of a discrepancy between drawings and specifications,
- 2 GC to propose all necessary substitutions to Studio Munge for written approval prior to manufacturing and purchasing
- 3 Installer to provide all required hardware to ensure proper installation.
- 4 All glass and mirror edges to be polished and rectified
- 5 GC to provide adequate blocking as required
- 6 GC to provide 12" x 12" sample for designer's review and approval prior to proceeding with work

Project Name: **Canopy Hotel Yorkville**

Project #: **15139**

Issue Date:

Revision(s): **12/14/20 Δ1**

Specification Added As Per Paint & Tile Tender

Item Number: **GL-03**

Item Description: **General Millwork - Tempered Bronze Glass**

Item Quantity:

Manufacturer: Accura Glass Inc.

Address: 50 Snidercroft Road
Unit 1
Concord ON L4K 2K1 Canada

Phone: 905.761.8561

Fax: 905.761.8351

Contact: Konstantin Zahariev

E-mail: konstantin@accuraglass.com

Web: www.accuraglass.com

Source: Accura Glass Inc.

Address: 50 Snidercroft Road
Unit 1
Concord ON L4K 2K1 Canada

Phone: 905.761.8561

Fax: 905.761.8351

Contact: Konstantin Zahariev

E-mail: konstantin@accuraglass.com

Web: www.accuraglass.com

Product: Tempered Bronze Glass ACC2490

Size/Dimensions: 12mm thick



Required Item(s) for Designer Approval Prior to Fabrication:

Prepared By: SHELL

☐ Seaming Diagram ☐ Strike Off ☒ Finish Sample ☐ Cutting ☐ Shop Dwgs ☐ Prototype ☐ Flame Certificate

Instructions:

- 1 Refer to drawings for exact locations and/or mounting heights of furniture, fixtures, and equipment. In the event of a discrepancy between drawings and specifications,
- 2 Purchasing Agent to submit all new substitutions to Studio Munge for written approval prior to manufacturing and purchasing.
- 3 Manufacturer to provide all required hardware to ensure proper installation.
- 4 All glass to be tempered and clear (unless otherwise noted)
- 5 Provide low profile clear neoprene pad under glass as required.
- 6 Provide 12" x 12" sample for designer's review and approval prior to proceeding with work
- 7 Refer to drawings for exact locations and/or mounting heights of furniture, fixtures, and equipment. In the event of a discrepancy between drawings and specifications,

Project Name: **Canopy Hotel Yorkville**

Project #: **15139**

Issue Date:

Revision(s): **12/14/20 Δ1**

Specification Revised As Per Paint & Tile Tender

Item Number: **GL-04**

Item Description: **General - Laminated Clear Glass w/
Frosted Interlayer Men's Urinal Screens**

Item Quantity:

Manufacturer: Accura Glass Inc.

Address: 50 Snidercroft Road
Unit 1
Concord ON L4K 2K1 Canada

Phone: 905.761.8561

Fax: 905.761.8351

Contact: Konstantin Zahariev

E-mail: konstantin@accuraglass.com

Web: www.accuraglass.com

Source: Accura Glass Inc.

Address: 50 Snidercroft Road
Unit 1
Concord ON L4K 2K1 Canada

Phone: 905.761.8561

Fax: 905.761.8351

Contact: Konstantin Zahariev

E-mail: konstantin@accuraglass.com

Web: www.accuraglass.com

Product: ***Laminated Clear Glass w/ Frosted Black
Interlayer ACC2491**

Size/Dimensions: 6mm clear annealed glass/FFD/6mm clear
annealed glass



Required Item(s) for Designer Approval Prior to Fabrication:

Prepared By: MELAN

☐ Seaming Diagram ☐ Strike-Off ☒ Finish Sample ☐ Cutting ☐ Shop Dwgs ☐ Prototype ☐ Flame Certificate

Instructions:

- 1 GC to refer to drawings for exact locations and/or mounting heights of furniture, fixtures, and equipment.
- 2 GC to submit all proposed substitutions to Studio Munge for written approval prior to manufacturing and purchasing.
- 3 Installer to provide all required hardware to ensure proper installation.
- 4 All glass edges to be polished and rectified.
- 5 All glass and mirror to meet local codes.
- 6 GC to provide 12" x 12" sample for designer's review and approval prior to proceeding with work

STUDIO MUNGE

Project Name: **Canopy Hotel Yorkville**

Project #: **15139**

Issue Date:

Revision(s):

Item Number: **GL-100**

Item Description: **F3 - Pool White to Clear Gradient Glass**

Item Quantity:

Manufacturer: Accura Glass Inc.

Address: 50 Snidercroft Road
Unit 1
Concord ON L4K 2K1 Canada

Phone: 905.761.8561

Fax: 905.761.8351

Contact: Konstantin Zahariev

E-mail: konstantin@accuraglass.com

Web: www.accuraglass.com

Source: Accura Glass Inc.

Address: 50 Snidercroft Road
Unit 1
Concord ON L4K 2K1 Canada

Phone: 905.761.8561

Fax: 905.761.8351

Contact: Konstantin Zahariev

E-mail: konstantin@accuraglass.com

Web: www.accuraglass.com

Product: ACP-WG01

Color/Finish: White to Clear Gradient, Opacity to be confirmed by designer prior to purchase

Size/Dimensions: 6mm laminated tempered



Required Item(s) for Designer Approval Prior to Fabrication:

Prepared By: SHELL

☐ Seaming Diagram ☐ Strike-Off ☒ Finish Sample ☐ Cutting ☒ Shop Dwgs ☐ Prototype ☐ Flame Certificate

Instructions:

- 1 Refer to drawings for exact locations and/or mounting heights of furniture, fixtures, and equipment. In the event of a discrepancy between drawings and specifications,
- 2 Purchasing Agent to submit all new substitutions to Studio Munge for written approval prior to manufacturing and purchasing.
- 3 Manufacturer to provide all required hardware to ensure proper installation.
- 4 All glass to be tempered and clear (unless otherwise noted)
- 5 Provide low profile clear neoprene pad under glass as required.
- 6 Provide 12" x 12" sample for designer's review and approval prior to proceeding with work

STUDIO MUNGE

Project Name: **Canopy Hotel Yorkville**

Project #: **15139**

Issue Date:

Revision(s): **12/14/20 Δ1**

Specification Deleted As Per Paint & Tile Tender

Item Number: **GL-101**

Item Description: **DELETE-F2 - Reception Retail Display Glass**

Item Quantity:

Manufacturer: Accura Glass Inc.

Address: 50 Snidercroft Road, Unit 1
L4K 2K1
Concord ON Canada

Phone: 905.761.8561

Fax: 905.761.8351

Contact: Konstantin Zahariev

E-mail: konstantin@accuraglass.com

Web: www.accuraglass.com
https://www.accuraglass.com

Source: Accura Glass Inc.

Address: 50 Snidercroft Road
Unit 1
Concord ON L4K 2K1 Canada

Phone: 905.761.8561

Fax: 905.761.8351

Contact: Konstantin Zahariev

E-mail: konstantin@accuraglass.com

Web: www.accuraglass.com

Product: Clear Glass

Color/Finish: Low Iron

Size/Dimensions: 1/2" THK Glass, Refer to Drawings

Notes: - Glass to be tempered
- Polish all exposed edges



Required Item(s) for Designer Approval Prior to Fabrication:

Prepared By: JACKY

☐ Seaming Diagram ☐ Strike-Off ☒ Finish Sample ☐ Cutting ☐ Shop Dwgs ☐ Prototype ☐ Flame Certificate

Instructions:

- 1 Refer to drawings for exact locations and/or mounting heights of furniture, fixtures, and equipment. In the event of a discrepancy between drawings and specifications,
- 2 Purchasing agent to submit all new substitutions to Studio Munge for written approval prior to manufacturing and purchasing.
- 3 Manufacturer to provide all required hardware to ensure proper installation.
- 4 All glass to be tempered and clear (unless otherwise noted)
- 5 Provide low profile clear neoprene pad under glass as required.
- 6 Provide 12" x 12" sample for designer's review and approval prior to proceeding with work
- 7 Refer to drawings for exact locations and/or mounting heights of furniture, fixtures, and equipment. In the event of a discrepancy between drawings and specifications,

Project Name: **Canopy Hotel Yorkville**

Project #: **15139**

Issue Date:

Revision(s): **12/14/20 Δ1**
Specification Revised As Per Paint & Tile Tender

Item Number: **GL-102**

Item Description: **Black Glass at Retreat**

Item Quantity: ea

Manufacturer: Goldray Glass

Address: 4605 52nd Ave. SE
Calgary AL T2C 4N7 CANADA

Phone: (647) 408-8940 800# : (800) 640-3709

Fax:

Contact: Steve Piccinin

E-mail: StevePiccinin@goldrayindustries.com

Web: www.goldrayglass.com

Source: Goldray Glass

Address: 4605 52nd Ave. SE
Calgary AL T2C 4N7 CANADA

Phone: (647) 408-8940 800#: (800) 640-3709

Fax:


Contact: Steve Piccinin

E-mail: StevePiccinin@goldrayindustries.com

Web: www.goldrayglass.com

Product: ***Black Backpainted Glass**

Color/Finish: ***Black**



Required Item(s) for Designer Approval Prior to Fabrication:

Prepared By: ANNA

☐ Seaming Diagram ☐ Strike-Off ☒ Finish Sample ☐ Cutting ☐ Shop Dwgs ☐ Prototype ☒ Flame Certificate

Instructions:

- 1 Refer to drawings for exact locations and/or mounting heights of furniture, fixtures, and equipment. In the event of a discrepancy between drawings and specifications,
- 2 Purchasing Agent to submit all new substitutions to Studio Munge for written approval prior to manufacturing and purchasing.
- 3 Manufacturer to provide all required hardware to ensure proper installation.
- 4 All glass to be tempered and clear (unless otherwise noted)
- 5 Provide low profile clear neoprene pad under glass as required.
- 6 Provide 12" x 12" sample for designer's review and approval prior to proceeding with work
- 7 Material to be Contract Quality
- 8 Refer to drawings for exact locations and/or mounting heights of furniture, fixtures, and equipment. In the event of a discrepancy between drawings and specifications,

Project Name: **Canopy Hotel Yorkville**

Project #: **15139**

Issue Date:

Revision(s): **10/30/20** **Δ 2**

Specification Revised As Per Elevator Tender

Item Number: **ML-01**

Item Description: **Typical Metal Throughout**

Item Quantity:

Manufacturer: Rimex Metal Group

Address: 2850 Woodbridge Avenue
Edison NJ 08837-

Phone: (732) 549-3800

Fax: (732) 549-6435

Contact: Bobby Koslowsky

E-mail: bkoslowsky@rimexusa.com

Web: www.rimexusa.com

Source: By Contractor

Address:

Phone:

Fax:

Contact:

E-mail:

Web:


Product: Rimex Granex FPR

Color/Finish: T22 Onyx Black Granex FPR

Size/Dimensions: Refer to ID drawings

Notes:

- Refer to detail drawings for gauge / thickness
- To match designer's sample; or equivalent
- Shop Finish



Required Item(s) for Designer Approval Prior to Fabrication:

Prepared By: ANNA

☐ Seaming Diagram ☐ Strike-Off ☒ Finish Sample ☐ Cutting ☒ Shop Dwgs ☐ Prototype ☐ Flame Certificate

Instructions:

- 1 All dimensions to be verified on site before manufacturing and coordinated with all consultants. Verify site blocking / installation system as required
- 2 Ensure all materials meet local code requirements as well as project requirements.
- 3 Interior hardware (hinges, bolts, screws, anchors, etc.) to be contract quality and non-corrosive
- 4 Any substitutions to be submitted to Studio Munge for written review prior to manufacturing and purchasing.
- 5 All welds to be ground smooth
- 6 Submittal of shop drawings, finish samples, and/or prototypes to Studio Munge for review prior to fabrication is required
- 7 Appropriate gauge/thickness to be used as per application
- 8 All edges to be ground smooth

Project Name: **Canopy Hotel Yorkville**

Project #: **15139**

Issue Date:

Revision(s): **10/30/20** **Δ 2**

Specification Revised As Per Elevator Tender

Item Number: **ML-02**

Item Description: **Typical Metal - Throughout**

Item Quantity:

Manufacturer: By Contractor

Source: By Contractor

Address:

Address:

Phone:

Phone:

Fax:

Fax:

Contact:

Contact:

E-mail:

E-mail:

Web:


Web:

Product:

***Custom metal colour finish to match ML-01**

Notes:

***- Refer to detail drawings for gauge / thickness
- To match designer's sample; or equivalent
- Shop Finish**



Required Item(s) for Designer Approval Prior to Fabrication:

Prepared By: SHELL

☐ Seaming Diagram ☐ Strike-Off ☒ Finish Sample ☐ Cutting ☐ Shop Dwgs ☐ Prototype ☐ Flame Certificate

Instructions:

- 1 All drawings must be reviewed and approved by all appropriate consultants including client representatives.
- 2 Submit all samples for approval prior to proceeding with work.
- 3 All dimensions to be verified on site before manufacturing and coordinated with all consultants. Verify site blocking / installation system as required
- 4 Ensure all materials meet local code requirements as well as project requirements.
- 5 Interior hardware (hinges, bolts, screws, anchors, etc.) to be contract quality and non-corrosive
- 6 Purchasing Agent to submit all new substitutions to Studio Munge for written approval prior to manufacturing and purchasing.
- 7 All weld on metal to be invisible type
- 8 Contractor to check and verify materials delivery schedule

Project Name: **Canopy Hotel Yorkville**

Project #: **15139**

Item Number: **ML-100**

Item Description: **General - Pool Chrome Metal -
Throughout**

Issue Date:

Revision(s):

Item Quantity:

Manufacturer: By Contractor

Source: By Contractor

Address:

Phone:

Fax:

Contact:

E-mail:

Web:

Product:

Polished Chrome

Notes:

Refer to detail drawings for guage / thickness



Required Item(s) for Designer Approval Prior to Fabrication:

Prepared By: SHELL

☐ Seaming Diagram ☐ Strike-Off ☒ Finish Sample ☐ Cutting ☐ Shop Dwgs ☐ Prototype ☐ Flame Certificate

Instructions:

- 1 All drawings must be reviewed and approved by all appropriate consultants including client representatives.
- 2 Submit all samples for approval prior to proceeding with work.
- 3 All dimensions to be verified on site before manufacturing and coordinated with all consultants. Verify site blocking / installation system as required
- 4 Ensure all materials meet local code requirements as well as project requirements.
- 5 Interior hardware (hinges, bolts, screws, anchors, etc.) to be contract quality and non-corrosive
- 6 Purchasing Agent to submit all new substitutions to Studio Munge for written approval prior to manufacturing and purchasing.
- 7 All weld on metal to be invisible type
- 8 Contractor to check and verify materials delivery schedule

Project Name: **Canopy Hotel Yorkville**

Project #: **15139**

Issue Date:

Revision(s): **10/30/20** **Δ 2**

Specification Revised As Per Elevator Tender

Item Number: **ML-102**

Item Description: **Copper Metal**

Item Quantity:

Manufacturer: Rimex Metal Group

Source: By Contractor

Address: 2850 Woodbridge Avenue
Edison NJ 08837-

Address:

Phone: (732) 549-3800

Phone:

Fax: (732) 549-6435

Fax:

Contact: Bobby Koslowsky

Contact:

E-mail: bkoslowsky@rimexusa.com

E-mail:

Web: www.rimexusa.com

Web:

Product: Rimex Color Tex

Color/Finish: Rosy Gold Satin

Size/Dimensions: Refer to ID drawings

Notes:

- Refer to detail drawings for gauge / thickness
- To match designer's sample; or equivalent
- Shop Finish



Required Item(s) for Designer Approval Prior to Fabrication:

Prepared By: ANNA

☐ Seaming Diagram ☐ Strike-Off ☒ Finish Sample ☐ Cutting ☒ Shop Dwgs ☐ Prototype ☐ Flame Certificate

Instructions:

- 1 All dimensions to be verified on site before manufacturing and coordinated with all consultants. Verify site blocking / installation system as required
- 2 Ensure all materials meet local code requirements as well as project requirements.
- 3 Interior hardware (hinges, bolts, screws, anchors, etc.) to be contract quality and non-corrosive
- 4 Any substitutions to be submitted to Studio Munge for written review prior to manufacturing and purchasing.
- 5 All welds to be ground smooth
- 6 Submittal of shop drawings, finish samples, and/or prototypes to Studio Munge for review prior to fabrication is required
- 7 Appropriate gauge/thickness to be used as per application
- 8 All edges to be ground smooth

Project Name: **Canopy Hotel Yorkville**

Project #: **15139**

Issue Date:

Revision(s): **10/30/20 Δ 2**

Specification Revised As Per Elevator Tender

Item Number: **ML-500**

Item Description: **Elevator Cab Mirror Frame Metal**

Item Quantity:

Manufacturer: Rimex Metal Group

Address: 2850 Woodbridge Avenue
Edison NJ 08837-

Phone: (732) 549-3800

Fax: (732) 549-6435

Contact: Bobby Koslowsky

E-mail: bkoslowsky@rimexusa.com

Web: www.rimexusa.com

Source: By Contractor

Address:

Phone:

Fax:

Contact:

E-mail:

Web:

Product: Rimex Granex FPR

Color/Finish: T22 Onyx Black Granex FPR

Size/Dimensions: Refer to ID drawings

Notes:

- Refer to detail drawings for gauge / thickness
- To match designer's sample; or equivalent
- Shop Finish



Required Item(s) for Designer Approval Prior to Fabrication:

Prepared By: ANNA

☐ Seaming Diagram ☐ Strike-Off ☒ Finish Sample ☐ Cutting ☒ Shop Dwgs ☐ Prototype ☐ Flame Certificate

Instructions:

- 1 All dimensions to be verified on site before manufacturing and coordinated with all consultants. Verify site blocking / installation system as required
- 2 Ensure all materials meet local code requirements as well as project requirements.
- 3 Interior hardware (hinges, bolts, screws, anchors, etc.) to be contract quality and non-corrosive
- 4 Any substitutions to be submitted to Studio Munge for written review prior to manufacturing and purchasing.
- 5 All welds to be ground smooth
- 6 Submittal of shop drawings, finish samples, and/or prototypes to Studio Munge for review prior to fabrication is required
- 7 Appropriate gauge/thickness to be used as per application
- 8 All edges to be ground smooth

Project Name: **Canopy Hotel Yorkville**

Project #: **15139**

Issue Date:

Revision(s): **11/27/20** **Δ 1**

Specification Revised As Per Preliminary Paint & Tile Tender

Item Number: **PL-100**

Item Description: **Typical Wood Laminate-Pantry**

Item Quantity:

Manufacturer: Egger

Address:

Phone:

Fax:

Contact:

E-mail:

Web:

Source: Decotec Inc.

Address: 1111 Flint Road, Units #31,32
Toronto on M3J 3C7 Canada

Phone: (905) 669-9663

Fax: (905) 669-0015 Mobile: (647) 829-8658

Contact: Liron Tal

E-mail: ltal@decotecinc.com

Web: Decotecinc.com

Product: ***H1298 ST22**

Color/Finish: ***Sand Lyon Ash**

Size/Dimensions: Refer to ID Drawings

Notes:

- Contractor to laminate it to fire-rated substrated to comply with OBC
- To match designer's sample, or approved equal



Required Item(s) for Designer Approval Prior to Fabrication:

Prepared By: JACKY

☐ Seaming Diagram ☐ Strike-Off ☒ Finish Sample ☐ Cutting ☐ Shop Dwgs ☐ Prototype ☐ Flame Certificate

Instructions:

- 1 Purchasing Agent to submit all new substitutions to Studio Munge for written approval prior to manufacturing and purchasing.
- 2 Purchasing Agent to submit all new substitutions to Studio Munge for written approval prior to manufacturing and purchasing.

Project Name: **Canopy Hotel Yorkville**

Project #: **15139**

Issue Date:

Revision(s):

Item Number: **PL-101**

Item Description: **P1/F2/F3 - W/C Partition - Black Laminate**

Item Quantity:

Manufacturer: Mercury Wood Products

Source: Mercury Wood Products

Address: 918 Edgeley Blvd. Vaughan, ON L4K 4V4
CANADA

Address: 918 Edgeley Blvd.
Vaughan on L4K 4V4

Phone: (416) 747-1163

Phone: (416) 747-1163

Fax: (416) 747-6100

Fax:

Contact: Kevin Humphries

Contact: Kevin Humphries

E-mail:

E-mail: kevin_humphries@mercurywood.com

Web: <http://www.mercurywood.com>

Web:

Product: Niemann - Pianovo Matt 05

Color/Finish: Black, Matte Finish

Size/Dimensions: Refer to ID Drawings

Notes:

- Contractor to laminate it to fire-rated substrated to comply with OBC
- To match designer's sample, or approved equal



Required Item(s) for Designer Approval Prior to Fabrication:

☐ Seaming Diagram
 ☐ Strike-Off
 ☒ Finish Sample
 ☐ Cutting
 ☐ Shop Dwgs
 ☐ Prototype
 ☐ Flame Certificate

Instructions:

- 1 Purchasing Agent to submit all new substitutions to Studio Munge for written approval prior to manufacturing and purchasing.
- 2 Purchasing Agent to submit all new substitutions to Studio Munge for written approval prior to manufacturing and purchasing.

Project Name: **Canopy Hotel Yorkville**

Project #: **15139**

Issue Date:

Revision(s): **11/20/20** **Δ 1**

Specification Revised As Per Preliminary Paint & Tile Tender

Item Number: **PT-01**

Item Description: **Typical Door & Base Paint - Throughout**

Item Quantity:

Manufacturer: Benjamin Moore & Co.

Address: 8775 Keele Street Concord
Toronto on L4K 2N1 Canada

Phone: (905) 761 4819

Fax: (905) 761 4801 Other: (416) 428 6461

Contact: Gloria Rinaldi

E-mail: info@benjaminmoore.ca /
gloria.rinaldi@benjaminmoore.com

Web: www.benjaminmoore.ca

Source: Benjamin Moore & Co., Limited

Address: 8775 Keele Street Concord
Torono ON L4K 2N1 Canada

Phone: (905) 761-4819

Fax: (905) 761-4801 Mobile: (416) 428-6461

Contact: Gloria Rinaldi

E-mail: info@benjaminmoore.ca /
Gloria.Rinaldi@benjaminmoore.com

Web: www.benjaminmoore.ca

Product: ***SW 6258 Tricorn Black**

Color/Finish: ***Semi-Gloss Finish**

Size/Dimensions: Refer to Drawings

Notes: - Paint to be 'low odor'



Required Item(s) for Designer Approval Prior to Fabrication:

Prepared By: MELAN

☐ Seaming Diagram ☐ Strike-Off ☒ Finish Sample ☐ Cutting ☐ Shop Dwgs ☐ Prototype ☐ Flame Certificate

Instructions:

- 1 Contractor to submit all proposed substitutions to Studio Munge for written approval prior to manufacturing and purchasing.
- 2 Unless otherwise specified, drywall ceiling paint to be flat finish.
- 3 Unless otherwise specified, trims, baseboards, door & frame, archway surround & dado paint to be semi-gloss finish
- 4 Unless otherwise specified, vertical drywall paint to be eggshell finish.

Project Name: **Canopy Hotel Yorkville**

Project #: **15139**

Issue Date:

Revision(s): **11/20/20** **Δ 1**

Specification Revised As Per Preliminary Paint & Tile Tender

Item Number: **PT-02**

Item Description: **Wall Paint - P1 Corridor**

Item Quantity:

Manufacturer: Benjamin Moore & Co.

Address: 8775 Keele Street Concord
Toronto on L4K 2N1 Canada

Phone: (905) 761 4819

Fax: (905) 761 4801 Other: (416) 428 6461

Contact: Gloria Rinaldi

E-mail: info@benjaminmoore.ca /
gloria.rinaldi@benjaminmoore.com

Web: www.benjaminmoore.ca

Source: Benjamin Moore & Co., Limited

Address: 8775 Keele Street Concord
Torono ON L4K 2N1 Canada

Phone: (905) 761-4819

Fax: (905) 761-4801 Mobile: (416) 428-6461

Contact: Gloria Rinaldi

E-mail: info@benjaminmoore.ca /
Gloria.Rinaldi@benjaminmoore.com

Web: www.benjaminmoore.ca

Product: ***Benjamin Moore OC-23 Classic Gray**

Color/Finish: ***Eggshell Finish**

Notes: -paint to be 'low odor'



Required Item(s) for Designer Approval Prior to Fabrication:

Prepared By: MELAN

☐ Seaming Diagram ☐ Strike-Off ☒ Finish Sample ☐ Cutting ☐ Shop Dwgs ☐ Prototype ☐ Flame Certificate

Instructions:

- 1 Purchasing Agent to submit all new substitutions to Studio Munge for written approval prior to manufacturing and purchasing.
- 2 Unless otherwise specified, drywall ceiling paint to be flat finish.
- 3 Unless otherwise specified, trims, baseboards, door & frame, archway surround & dado paint to be semi-gloss finish
- 4 Unless otherwise specified, vertical drywall paint to be eggshell finish.

Project Name: **Canopy Hotel Yorkville**

Project #: **15139**

Item Number: **PT-03**

Item Description: **Wall Paint - P1 Enthusiast Retreat/BOH
Offices**

Issue Date:

Revision(s): **11/20/20** **Δ 1**

Specification Revised As Per Preliminary Paint & Tile Tender

Item Quantity:

Manufacturer: Benjamin Moore & Co
Address: 8775 Keele Street Concord
Toronto on L4K 2N1 Canada

Source: Benjamin Moore & Co., Limited
Address: 8775 Keele Street Concord
Torono ON L4K 2N1 Canada

Phone: (905) 761-4819 800# : (416) 428-6461

Fax: (905) 761-4801

Contact: Gloria Rinaldi

E-mail: info@benjaminmoore.ca /
gloria.rinaldi@benjaminmoore.com

Web: www.benjaminmoore.ca

Phone: (905) 761-4819

Fax: (905) 761-4801 Mobile: (416) 428-6461

Contact: Gloria Rinaldi

E-mail: info@benjaminmoore.ca /
Gloria.Rinaldi@benjaminmoore.com

Web: www.benjaminmoore.ca

Product: ***Benjamin Moore Cloud Cover 855**

Color/Finish: ***Eggshell**



Required Item(s) for Designer Approval Prior to Fabrication:

Prepared By: MELAN

☐ Seaming Diagram ☐ Strike-Off ☒ Finish Sample ☐ Cutting ☐ Shop Dwgs ☐ Prototype ☐ Flame Certificate

Instructions:

- 1 Contractor to submit all new substitutions to Studio Munge for written approval prior to manufacturing and purchasing.
- 2 Unless otherwise specified, drywall ceiling paint to be flat finish.
- 3 Unless otherwise specified, trims, baseboards, door & frame, archway surround & dado paint to be semi-gloss finish
- 4 Unless otherwise specified, vertical drywall paint to be eggshell finish.

Project Name: **Canopy Hotel Yorkville**

Project #: **15139**

Item Number: **PT-04**

Item Description: **Typical Ceiling Paint - Throughout**

Issue Date:

Revision(s): **11/20/20** **Δ 1**

Specification Revised As Per Preliminary Paint & Tile Tender

Item Quantity:

Manufacturer: Benjamin Moore & Co.

Address: 8775 Keele Street Concord
Toronto on L4K 2N1 Canada

Phone: (905) 761 4819

Fax: (905) 761 4801 Other: (416) 428 6461

Contact: Gloria Rinaldi

E-mail: info@benjaminmoore.ca /
gloria.rinaldi@benjaminmoore.com

Web: www.benjaminmoore.ca

Source: Benjamin Moore & Co., Limited

Address: 8775 Keele Street Concord
Torono ON L4K 2N1 Canada

Phone: (905) 761-4819

Fax: (905) 761-4801 Mobile: (416) 428-6461

Contact: Gloria Rinaldi

E-mail: info@benjaminmoore.ca /
Gloria.Rinaldi@benjaminmoore.com

Web: www.benjaminmoore.ca

Product: ***OC-22 Calm**

Color/Finish: ***Flat Finish**

Required Item(s) for Designer Approval Prior to Fabrication:

Prepared By: SHELL

☐ Seaming Diagram ☐ Strike-Off ☒ Finish Sample ☐ Cutting ☐ Shop Dwgs ☐ Prototype ☐ Flame Certificate

Instructions:

- 1 Contractor to submit all proposed substitutions to Studio Munge for written approval prior to manufacturing and purchasing.
- 2 Unless otherwise specified, drywall ceiling paint to be flat finish.
- 3 Unless otherwise specified, trims, baseboards, door & frame, archway surround & dado paint to be semi-gloss finish
- 4 Unless otherwise specified, vertical drywall paint to be eggshell finish.

Project Name: **Canopy Hotel Yorkville**

Project #: **15139**

Issue Date:

Revision(s): **10/30/20** **Δ 3**

Specification Revised As Per Elevator Tender

Item Number: **PT-05**

Item Description: **Paint Throughout - Elevator and Portals**

Item Quantity:

Manufacturer: Sherwin Williams

Source: By Contractor

Address: 24 Carlaw Ave
Toronto ON M4M 2R7

Address:

Phone: (416) 432-6975

Phone:

Fax: Other: (416) 504-8778

Fax:

Contact: Dean Givelas

Contact:

E-mail: Dean.Givelas@sherwin.com


E-mail:

Web:

Web:

Product: *Lacquer Finish
Tricorn Black

Color/Finish: *SW 6258 Tricorn Black 20-30% Sheen



Required Item(s) for Designer Approval Prior to Fabrication:

Prepared By: MELAN

☐ Seaming Diagram ☐ Strike-Off ☒ Finish Sample ☐ Cutting ☐ Shop Dwgs ☐ Prototype ☐ Flame Certificate

Instructions:

- 1 contractor to submit all proposed substitutions to Studio Munge for written approval prior to manufacturing and purchasing.
- 2 Unless otherwise specified, drywall ceiling paint to be flat finish.
- 3 Unless otherwise specified, trims, baseboards, door & frame, archway surround & dado paint to be semi-gloss finish
- 4 Unless otherwise specified, vertical drywall paint to be eggshell finish.

Project Name: **Canopy Hotel Yorkville**

Project #: **15139**

Issue Date:

Revision(s):

Item Number: **PT-100**

Item Description: **Pool Ceiling Paint - F3**

Item Quantity:

Manufacturer: Benjamin Moore & Co.

Address: 8775 Keele Street Concord
Toronto on L4K 2N1 Canada

Phone: (905) 761 4819

Fax: (905) 761 4801 Other: (416) 428 6461

Contact: Gloria Rinaldi

E-mail: info@benjaminmoore.ca /
gloria.rinaldi@benjaminmoore.com

Web: www.benjaminmoore.ca

Source: Benjamin Moore & Co., Limited

Address: 8775 Keele Street Concord
Torono ON L4K 2N1 Canada

Phone: (905) 761-4819

Fax: (905) 761-4801 Mobile: (416) 428-6461

Contact: Gloria Rinaldi

E-mail: info@benjaminmoore.ca /
Gloria.Rinaldi@benjaminmoore.com

Web: www.benjaminmoore.ca

Product: Chantilly Lace OC-65

Size/Dimensions: Refer to ID Drawings

Location:

Notes: - Appropriate paint finish for specific application,
refer to consultant's specifications
- Paint to be 'low odor'



Required Item(s) for Designer Approval Prior to Fabrication:

Prepared By: SHELL

☐ Seaming Diagram ☐ Strike-Off ☒ Finish Sample ☐ Cutting ☐ Shop Dwgs ☐ Prototype ☐ Flame Certificate

Instructions:

- 1 Contractor to submit proposed substitutions to Studio Munge for written approval prior to manufacturing and purchasing.
- 2 Unless otherwise specified, drywall ceiling paint to be flat finish.
- 3 Unless otherwise specified, trims, baseboards, door & frame, archway surround & dado paint to be semi-gloss finish
- 4 Unless otherwise specified, vertical drywall paint to be legshell finish.

Project Name: **Canopy Hotel Yorkville**

Project #: **15139**

Issue Date:

Revision(s): **11/20/20** **Δ 1**

Specification Revised

Item Number: **PT-101**

Item Description: **Ceiling Paint - Canopy Central**

Item Quantity:

Manufacturer: Benjamin Moore & Co.

Address: 8775 Keele Street Concord
Toronto on L4K 2N1 Canada

Phone: (905) 761 4819

Fax: (905) 761 4801 Other: (416) 428 6461

Contact: Gloria Rinaldi

E-mail: info@benjaminmoore.ca /
gloria.rinaldi@benjaminmoore.com

Web: www.benjaminmoore.ca

Source: Benjamin Moore & Co., Limited

Address: 8775 Keele Street Concord
Torono ON L4K 2N1 Canada

Phone: (905) 761-4819

Fax: (905) 761-4801 Mobile: (416) 428-6461

Contact: Gloria Rinaldi

E-mail: info@benjaminmoore.ca /
Gloria.Rinaldi@benjaminmoore.com

Web: www.benjaminmoore.ca

Product: ***Benjamin Moore Gray Mist OC-30**

Color/Finish: ***Flat Finish**

Size/Dimensions: Refer to ID Drawings

Notes: - Paint to be 'low odor'



Required Item(s) for Designer Approval Prior to Fabrication:

Prepared By: JACKY

☐ Seaming Diagram ☐ Strike-Off ☒ Finish Sample ☐ Cutting ☐ Shop Dwgs ☐ Prototype ☐ Flame Certificate

Instructions:

- 1 Purchasing Agent to submit all new substitutions to Studio Munge for written approval prior to manufacturing and purchasing.
- 2 Unless otherwise specified, drywall ceiling paint to be latex base flat finish.
- 3 Unless otherwise specified, trims, baseboards, door & frame, archway surround & dado paint to be latex base, semi-gloss finish
- 4 Unless otherwise specified, vertical drywall paint to be latex base, eggshell finish.
- 5 Unless otherwise specified, drywall ceiling paint to be latex base flat finish.

Project Name: **Canopy Hotel Yorkville**

Project #: **15139**

Issue Date:

Revision(s): **11/20/20** **Δ 1**

Specification Revised

Item Number: **PT-102**

Item Description: **Ceiling Panels - Canopy Central**

Item Quantity:

Manufacturer: Benjamin Moore & Co.

Address: 8775 Keele Street Concord
Toronto on L4K 2N1 Canada

Phone: (905) 761 4819

Fax: (905) 761 4801 Other: (416) 428 6461

Contact: Gloria Rinaldi

E-mail: info@benjaminmoore.ca /
gloria.rinaldi@benjaminmoore.com

Web: www.benjaminmoore.ca

Source: Benjamin Moore & Co., Limited

Address: 8775 Keele Street Concord
Torono ON L4K 2N1 Canada

Phone: (905) 761-4819

Fax: (905) 761-4801 Mobile: (416) 428-6461

Contact: Gloria Rinaldi

E-mail: info@benjaminmoore.ca /
Gloria.Rinaldi@benjaminmoore.com

Web: www.benjaminmoore.ca

Product:

***Dark Forest Green PM-12**

Color/Finish:

***Lacquer Finish 20-30% Sheen**

Size/Dimensions:

Refer to ID Drawings

Notes:

- Appropriate paint finish for specific application, refer to consultant's specifications
- Paint to be 'low odor'



Required Item(s) for Designer Approval Prior to Fabrication:

Prepared By: JACKY

<input type="checkbox"/> Seaming Diagram	<input type="checkbox"/> Strike-Off	<input checked="" type="checkbox"/> Finish Sample	<input type="checkbox"/> Cutting	<input type="checkbox"/> Shop Dwgs	<input type="checkbox"/> Prototype	<input type="checkbox"/> Flame Certificate
--	-------------------------------------	---	----------------------------------	------------------------------------	------------------------------------	--

Instructions:

- 1 Purchasing Agent to submit all new substitutions to Studio Munge for written approval prior to manufacturing and purchasing.
- 2 Unless otherwise specified, drywall ceiling paint to be latex base flat finish.
- 3 Unless otherwise specified, trims, baseboards, door & frame, archway surround & dado paint to be latex base, semi-gloss finish
- 4 Unless otherwise specified, vertical drywall paint to be latex base, eggshell finish.
- 5 Unless otherwise specified, drywall ceiling paint to be latex base flat finish.

Project Name: **Canopy Hotel Yorkville**

Project #: **15139**

Issue Date:

Revision(s): **11/20/20** **Δ 1**

Specification Added

Item Number: **PT-103**

Item Description: **Ceiling Paint - Elevator Lobbies**

Item Quantity: ea

Manufacturer: Sherwin Williams

Address: 24 Carlaw Ave
Toronto ON M4M 2R7

Phone: (416) 432-6975

Fax: Other: (416) 504-8778

Contact: Dean Givelas

E-mail: Dean.Givelas@sherwin.com

Web:

Source: Sherwin-Williams Company

Address: 5-190 Minets Point Road
Suite 124
Barrie Ontario L4N 8J8 Canada

Phone: (416) 432-6971

Fax: (705) 733-2987

Contact: Laurey Fawcett

E-mail:

Web: www.sherwin-williams.com

Product: SW 6258 Tricorn Black

Color/Finish: Flat Finish

Location:

Notes: -paint to be 'low odor'



Required Item(s) for Designer Approval Prior to Fabrication:

Prepared By: ALESS

☐ Seaming Diagram ☐ Strike-Off ☒ Finish Sample ☐ Cutting ☐ Shop Dwgs ☐ Prototype ☐ Flame Certificate

Instructions:

- 1 Purchasing Agent to submit all new substitutions to Studio Munge for written approval prior to manufacturing and purchasing.
- 2 Unless otherwise specified, drywall ceiling paint to be latex base flat finish.
- 3 Unless otherwise specified, trims, baseboards, door & frame, archway surround & dado paint to be latex base, semi-gloss finish
- 4 Unless otherwise specified, vertical drywall paint to be latex base, eggshell finish.
- 5 Unless otherwise specified, drywall ceiling paint to be latex base flat finish.

Project Name: **Canopy Hotel Yorkville**

Project #: **15139**

Issue Date:

Revision(s):

Item Number: **PT-104**

Item Description: **Typical Black Paint - Walls**

Item Quantity: ea

Manufacturer: Benjamin Moore & Co.

Address: 8775 Keele Street Concord
Toronto on L4K 2N1 Canada

Phone: (905) 761 4819

Fax: (905) 761 4801 Other: (416) 428 6461

Contact: Gloria Rinaldi

E-mail: info@benjaminmoore.ca /
gloria.rinaldi@benjaminmoore.com

Web: www.benjaminmoore.ca

Source: Benjamin Moore & Co., Limited

Address: 8775 Keele Street Concord
Torono ON L4K 2N1 Canada

Phone: (905) 761-4819

Fax: (905) 761-4801 Mobile: (416) 428-6461

Contact: Gloria Rinaldi

E-mail: info@benjaminmoore.ca /
Gloria.Rinaldi@benjaminmoore.com

Web: www.benjaminmoore.ca

Product: SW 6258 Tricorn Black

Color/Finish: Eggshell

Size/Dimensions: Refer to Drawings

Notes: - Paint to be 'low odor'



Required Item(s) for Designer Approval Prior to Fabrication:

Prepared By: ALESS

☐ Seaming Diagram ☐ Strike-Off ☒ Finish Sample ☐ Cutting ☐ Shop Dwgs ☐ Prototype ☐ Flame Certificate

Instructions:

- 1 Contractor to submit all proposed substitutions to Studio Munge for written approval prior to manufacturing and purchasing.
- 2 Unless otherwise specified, drywall ceiling paint to be flat finish.
- 3 Unless otherwise specified, trims, baseboards, door & frame, archway surround & dado paint to be semi-gloss finish
- 4 Unless otherwise specified, vertical drywall paint to be eggshell finish.

STUDIO MUNGE

Project Name: **Canopy Hotel Yorkville**

Project #: **15139**

Issue Date:

Revision(s): **12/14/20** **Δ 1**

Specification Added

Item Number: **PT-06**

Item Description: **Wall Paint - Canopy Central**

Item Quantity:

Manufacturer: Benjamin Moore & Co.

Address: 8775 Keele Street Concord
Toronto on L4K 2N1 Canada

Phone: (905) 761 4819

Fax: (905) 761 4801 Other: (416) 428 6461

Contact: Gloria Rinaldi

E-mail: info@benjaminmoore.ca /
gloria.rinaldi@benjaminmoore.com

Web: www.benjaminmoore.ca

Source: Benjamin Moore & Co., Limited

Address: 8775 Keele Street Concord
Torono ON L4K 2N1 Canada

Phone: (905) 761-4819

Fax: (905) 761-4801 Mobile: (416) 428-6461

Contact: Gloria Rinaldi

E-mail: info@benjaminmoore.ca /
Gloria.Rinaldi@benjaminmoore.com

Web: www.benjaminmoore.ca

Product: OC-22 Calm

Color/Finish: Eggshell

Size/Dimensions: Refer to Drawings

Notes: - aint to be 'low odor'

Required Item(s) for Designer Approval Prior to Fabrication:

Prepared By: ALESS

☐ Seaming Diagram ☐ Strike-Off ☒ Finish Sample ☐ Cutting ☐ Shop Dwgs ☐ Prototype ☐ Flame Certificate

Instructions:

- 1 Contractor to submit all proposed substitutions to Studio Munge for written approval prior to manufacturing and purchasing.
- 2 Unless otherwise specified, drywall ceiling paint to be flat finish.
- 3 Unless otherwise specified, trims, baseboards, door & frame, archway surround & dado paint to be semi-gloss finish
- 4 Unless otherwise specified, vertical drywall paint to be eggshell finish.

Project Name: **Canopy Hotel Yorkville**

Project #: **15139**

Issue Date:

Revision(s): **12/14/20** **Δ1**

Specification Deleted As Per Paint & Tile Tender

Item Number: **RB-100C**

Item Description: **DELETE- F3 - Gym - Rubber Resilient Floor Tile
Light Brown**

Item Quantity:

Manufacturer: Johnsonite

Address: 16910 Munn Road
Chagrin Falls OH 44023

Phone: (440) 543-8916 800# : (800) 899-8916

Fax: (440) 543-8920

Contact:

E-mail: info@johnsonite.com

Web: www.johnsonite.com

Source: Johnsonite (Canada)

Address: 560 Weber Street North
Waterloo on N2L 5C6 Canada

Phone:

Fax:

Contact: Janet Sayers


E-mail: janet.sayers@tarnett.com

Web:

Product: Solid Colour – Standard

Color/Finish: 259 Terra Firma, Leather Finish

Size/Dimensions: 24" x 24", Refer to ID Drawings



Required Item(s) for Designer Approval Prior to Fabrication:

Prepared By: JACKY

☐ Seaming Diagram ☐ Strike-Off ☐ Finish Sample ☐ Cutting ☐ Shop Dwgs ☐ Prototype ☐ Flame Certificate

Project Name: **Canopy Hotel Yorkville**

Project #: **15139**

Issue Date:

Revision(s): **12/14/20 Δ1**

Specification Deleted As Per Paint & Tile Tender

Item Number: **RB-100D**

Item Description: **DELETED - F3 - Gym - Rubber Resilient Floor Tile Brown**

Item Quantity:

Manufacturer: Johnsonite

Address: 16910 Munn Road
Chagrin Falls OH 44023

Phone: (440) 543-8916 800# : (800) 899-8916

Fax: (440) 543-8920

Contact:

E-mail: info@johnsonite.com

Web: www.johnsonite.com

Source: Johnsonite (Canada)

Address: 560 Weber Street North
Waterloo on N2L 5C6 Canada

Phone:

Fax:

Contact: Janet Sayers


E-mail: janet.sayers@tarnett.com

Web:

Product: Solid Colour – Standard

Color/Finish: 166 Sienna, Leather Finish

Size/Dimensions: 24" x 24", Refer to ID Drawings



Required Item(s) for Designer Approval Prior to Fabrication:

Prepared By: JACKY

☐ Seaming Diagram ☐ Strike-Off ☒ Finish Sample ☐ Cutting ☐ Shop Dwgs ☐ Prototype ☐ Flame Certificate

STUDIO MUNGE

Project Name: **Canopy Hotel Yorkville**

Project #: **15139**

Issue Date:

Revision(s): **12/14/20** **Δ1**

Specification Deleted As Per Paint & Tile Tender

Item Number: **SF-01**

Item Description: **DELETE- Special Plaster Finish**

Item Quantity:

Manufacturer: Eventscape Inc.

Address: 4 Bestobell Rd
Toronto Ontario M8W 4H3 Canada

Phone: (416) 231-8855

Fax: (416) 231-7225

Contact: Darrin Schneider

E-mail: darrin@eventscape.net

Web: www.eventscape.net

Source: Eventscape Inc.

Address: 4 Bestobell Rd
Toronto Ontario M8W 4H3 Canada

Phone: (416) 231-8855
Ext. 29

Fax: (416) 231-7225

Contact: Darrin Schneider

E-mail: darrin@eventscape.net

Web: www.eventscape.net

Product: Custom Plaster Finish on Columns TBD

Color/Finish: Matte, Off-White

Required Item(s) for Designer Approval Prior to Fabrication:

Prepared By: SHELL

☐ Seaming Diagram ☐ Strike-Off ☒ Finish Sample ☐ Cutting ☐ Shop Dwgs ☐ Prototype ☐ Flame Certificate

Instructions:

- 1 Refer to custom drawings and samples provided by Eventscape

STUDIO MUNGE

Project Name: **Canopy Hotel Yorkville**

Project #: **15139**

Issue Date:

Revision(s): **12/14/20** **Δ1**

Specification Added As Per Paint & Tile Tender

Item Number: **SF-02**

Item Description: **Interior Brick Finish**

Item Quantity: ea

Manufacturer: Brampton Bricks

Source: By Contractor

Address: 225 Wanless Drive
Brampton Ontario L7A 1E9 Canada

Address:

Phone: (902) 691-2034 800# : (905) 840-1011

Phone:

Fax:

Fax:

Contact: Mike Kriesel

Contact:

E-mail: mkriesel@bramptonbrick.com

E-mail:

Web: https://bramptonbrick.com/


Web:

Product: Glen-Gary 700 Anthracite Smooth Thin Brick

Color/Finish: Black

Size/Dimensions: Thickness 9/16", 2-1/4"H x 7-5/8"

Notes: Minimum ordering window of 4-8 weeks
Provide corner pieces as required -
refer to drawings



Required Item(s) for Designer Approval Prior to Fabrication:

Prepared By: ANNA

☐ Seaming Diagram ☐ Strike-Off ☒ Finish Sample ☐ Cutting ☐ Shop Dwgs ☐ Prototype ☒ Flame Certificate

Instructions:

- 1 Purchasing Agent to submit all new substitutions to Studio Munge for written approval prior to manufacturing and purchasing.
- 2 Provide 12" x 12" sample for designer's review and approval prior to proceeding with work
- 3 Provide five (5) coats of clear protective coating on all wood surfaces
- 4 All wood must comply with Local Codes "Custom Grade" or better quality standards. Wood construction is to be selected, seasoned, free of knots, free of worms and vermin, and kiln-dried to a moisture content not to exceed 7%.
- 5 Purchasing Agent to submit all new substitutions to Studio Munge for written approval prior to manufacturing and purchasing.

Project Name: **Canopy Hotel Yorkville**

Project #: **15139**

Issue Date:

Revision(s): **12/14/20** **Δ1**

Specification Revised As Per Paint & Tile Tender

Item Number: **SF-03**

Item Description: **Copper Mesh**

Item Quantity: ea

Manufacturer: Materials Inc.

Address: 40 Burlews Court
Hackensack NJ 07601- United State

Phone: (201) 968-0101

Fax: 2019680555

Contact: Leonardo Fiaschi

E-mail: leonardo@materials-inc.com

Web: <http://www.materials-inc.com/>

Source: Materials Inc.

Address: 40 Burlews Court Bldg. 1
Hackensack NJ 07601-

Phone: (201) 968-0101

Fax: (201) 968-0555 Mobile: (201) 957-9337

Contact: Jon Denaker

E-mail: marisols@materialsinc.com

Web: www.materialsinc.com

Product: D.RSS.104.BR

Color/Finish: Bronze

Size/Dimensions: Refer to ID drawings



Required Item(s) for Designer Approval Prior to Fabrication:

Prepared By: ANNA

☐ Seaming Diagram ☐ Strike-Off ☒ Finish Sample ☐ Cutting ☐ Shop Dwgs ☐ Prototype ☒ Flame Certificate

Instructions:

- 1 Purchasing Agent to submit all new substitutions to Studio Munge for written approval prior to manufacturing and purchasing.
- 2 Provide 12" x 12" sample for designer's review and approval prior to proceeding with work
- 3 Provide five (5) coats of clear protective coating on all wood surfaces
- 4 All wood must comply with Local Codes "Custom Grade" or better quality standards. Wood construction is to be selected, seasoned, free of knots, free of worms and vermin, and kiln-dried to a moisture content not to exceed 7%.
- 5 Purchasing Agent to submit all new substitutions to Studio Munge for written approval prior to manufacturing and purchasing.

Project Name: **Canopy Hotel Yorkville**

Project #: **15139**

Issue Date:

Revision(s): **12/14/20** **Δ 1**

Specification Added As Per Paint & Tile Tender

Item Number: **SF-04**

Item Description: **Glass Writing Board - Meeting Rooms**

Item Quantity: ea

Manufacturer: imagic glass

Address: 51-B Caldari Road, Suite 2
Concord ON Canada

Phone: (905) 695-3104

Fax: (905) 695-3105

Contact: Colin Sless

E-mail: colin@imagicglass.com

Web: www.imagicglass.ca

Source: imagic glass

Address: 1380 Creditstone Road, Unit 4
Concord ON Canada

Phone: (905) 695-3104

Fax: (905) 695-3105 Mobile: (416) 884-3060

Contact: Colin Sless

E-mail: colin@imagicglass.com

Web: www.imagicglass.ca

Product: Technique Printed Glass

Color/Finish: Digital Graphic Printed Glass

Size/Dimensions: Refer to ID drawings

Notes: - Digital Art to be provided by
Art Consultant



Required Item(s) for Designer Approval Prior to Fabrication:

Prepared By: ALESS

☐ Seaming Diagram ☐ Strike-Off ☐ Finish Sample ☐ Cutting ☐ Shop Dwgs ☐ Prototype ☐ Flame Certificate

Project Name: **Canopy Hotel Yorkville**

Project #: **15139**

Issue Date:

Revision(s): **12/14/20 Δ2**

Specification Revised As Per Paint & Tile Tender

Item Number: **ST-01**

Item Description: **Typical Countertop - Public
Washrooms/Enthusiat's Retreat**

Item Quantity:

Manufacturer: Stone Tile International inc

Address:

Phone:

Fax:

Contact:

E-mail:

Web:

Source: Stone Tile International Inc.

Address: 1451 Castlefield Avenue
Toronto ON M6M 1Y3 Canada

Phone: (416) 515-9000
Ext. 4165341782

Fax:

Contact: Gabriel Anidjar

E-mail: gabriela@stone-tile.com

Web: www.stone-tile.com

Product: ***Nero Alpi**

Color/Finish: ***Polished**

Size/Dimensions: Refer to ID Drawings

Notes: -Designer to review and approve slabs prior to purchase



Required Item(s) for Designer Approval Prior to Fabrication:

Prepared By: MELAN

☐ Seaming Diagram ☐ Strike-Off ☒ Finish Sample ☐ Cutting ☒ Shop Dwgs ☐ Prototype ☐ Flame Certificate

Instructions:

- 1 Submittal of shop drawings, finish samples, and/or prototype to Studio Munge for review and written approval is required for any item supplied by a vendor other than the specified source.
- 2 Designer to review and approve stone slab quality prior to proceeding with work
- 3 Provide penetration type sealer and final top coat as required for all natural stone.
- 4 Shop drawings required for all stone work
- 5 Refer to floor finishes plan for size and pattern of all stone flooring
- 6 Maximum grout to be 1/16"
- 7 Unless otherwise specified use Flextile grout to match tile. Confirm exact colour prior to proceeding
- 8 Wet areas: use polymer modified grout - sanded - unless otherwise specified
- 9 Natural stone walls/floors: use polymer modified grout - unsanded - unless otherwise specified

Project Name: **Canopy Hotel Yorkville**

Project #: **15139**

Issue Date:

Revision(s):

Item Number: **ST-02**

Item Description: **Bar Millwork - Canopy Central**

Item Quantity:

Manufacturer: Stone Tile International inc

Address:

Phone:

Fax:

Contact:

E-mail:

Web:

Source: Stone Tile International Inc.

Address: 1451 Castlefield Avenue
Toronto ON M6M 1Y3 Canada

Phone: (416) 515-9000
Ext. 4165341782

Fax:

Contact: Gabriel Anidjar

E-mail: gabriela@stone-tile.com

Web: www.stone-tile.com

Product:

***Avocadus**

Color/Finish:

***Leathered**

Size/Dimensions:

Refer to ID Drawings

Notes:

- To match designer's sample or approved equal
- Sample and slabs must be reviewed and approved by interior designer prior to ordering



Required Item(s) for Designer Approval Prior to Fabrication:

Prepared By: SHELL

☒ Seaming Diagram ☐ Strike-Off ☒ Finish Sample ☐ Cutting ☒ Shop Dwgs ☐ Prototype ☐ Flame Certificate

Instructions:

- 1 Submittal of shop drawings, finish samples, and/or prototype to Studio Munge for review and written approval is required for any item supplied by a vendor other than the specified source.
- 2 Designer to review and approve stone slab quality prior to proceeding with work
- 3 Provide penetration type sealer and final top coat as required for all natural stone.
- 4 Shop drawings required for all stone work
- 5 Refer to floor finishes plan for size and pattern of all stone flooring
- 6 Maximum grout to be 1/16"
- 7 Unless otherwise specified use Flextile grout to match tile. Confirm exact colour prior to proceeding
- 8 Wet areas: use polymer modified grout - sanded - unless otherwise specified
- 9 Natural stone walls/floors: use polymer modified grout - unsanded - unless otherwise specified

STUDIO MUNGE

Project Name: **Canopy Hotel Yorkville**

Project #: **15139**

Issue Date:

Revision(s): **12/14/20** **Δ1**

Specification Deleted As Per Paint & Tile Tender

Item Number: **ST-03**

Item Description: **DELETE- Fireplace - Canopy Central**

Item Quantity:

Manufacturer: Stone Tile International inc

Address:

Phone:

Fax:

Contact:

E-mail:

Web:

Source: Stone Tile International Inc.

Address: 1451 Castlefield Avenue
Toronto ON M6M 1Y3 Canada

Phone: (416) 515-9000
Ext. 4165341782

Fax:

Contact: Gabriel Anidjar

E-mail: gabriela@stone-tile.com

Web: www.stone-tile.com

Product: North Sea

Color/Finish: Honed

Size/Dimensions: Refer to ID Drawings

Notes:

- To match designer's sample or approved equal
- Sample and slabs must be reviewed and approved by interior designer prior to ordering



Required Item(s) for Designer Approval Prior to Fabrication:

Prepared By: SHELL

☐ Seaming Diagram ☐ Strike-Off ☒ Finish Sample ☐ Cutting ☐ Shop Dwgs ☐ Prototype ☐ Flame Certificate

Instructions:

- 1 Submittal of shop drawings, finish samples, and/or prototype to Studio Munge for review and written approval is required for any item supplied by a vendor other than the specified source.
- 2 Designer to review and approve stone slab quality prior to proceeding with work
- 3 Provide penetrating type sealer and final top coat as required for all natural stone.
- 4 Shop drawings required for all stone work
- 5 Refer to floor finishes plan for size and pattern of all stone flooring
- 6 Maximum grout to be 1/16"
- 7 Unless otherwise specified use Flextile grout to match tile. Confirm exact colour prior to proceeding
- 8 Wet areas: use polymer modified grout - sanded - unless otherwise specified
- 9 Natural stone walls/floors: use polymer modified grout - unsanded - unless otherwise specified

Project Name: **Canopy Hotel Yorkville**

Project #: **15139**

Issue Date:

Revision(s):

Item Number: **ST-04**

Item Description: **Countertop - F2/F3 Pantry**

Item Quantity:

Manufacturer: Ciot

Address: 8899 Jane Street
Toronto ON L4K 2M6 Canada

Phone: (416) 739-8000

Fax: (905) 660-3818 Other: (416) 220-3586

Contact: Joe Nigro

E-mail: jnigro@ciot.com

Web: http://www.ciot.com

Source: Ciot

Address: 8899 Jane Street
Toronto ON L4K 2M6 Canada

Phone: (416) 739-8000

Fax: (905) 660-3818 Mobile: (416) 220-3586

Contact: Annalisa Gafoor

E-mail: agafoor@ciot.com

Web: www.ciot.com

Product: Nero Puro

Color/Finish: Leathered

Size/Dimensions: 3/4" thick



Required Item(s) for Designer Approval Prior to Fabrication:

Prepared By: SHELL

☐ Seaming Diagram ☐ Strike-Off ☒ Finish Sample ☐ Cutting ☐ Shop Dwgs ☐ Prototype ☐ Flame Certificate

Instructions:

- 1 Submittal of shop drawings, finish samples, and/or prototype to Studio Munge for review and written approval is required for any item supplied by a vendor other than the specified source.
- 2 Designer to review and approve stone slab quality prior to proceeding with work
- 3 Provide penetration type sealer and final top coat as required for all natural stone.
- 4 Shop drawings required for all stone work
- 5 Refer to floor finishes plan for size and pattern of all stone flooring
- 6 Maximum grout to be 1/16"
- 7 Unless otherwise specified use Flextile grout to match tile. Confirm exact colour prior to proceeding
- 8 Wet areas: use polymer modified grout - sanded - unless otherwise specified
- 9 Natural stone walls/floors: use polymer modified grout - unsanded - unless otherwise specified
- 10 For natural stone with flamed, acid washed or hammered finish, grout to be polymer modified - sanded, unless otherwise specified.

Project Name: **Canopy Hotel Yorkville**

Project #: **15139**

Issue Date:

Revision(s):

Item Number: **ST-100**

Item Description: **F2 - Pool Stone Column Cladding**

Item Quantity:

Manufacturer: Ciot

Address: 8899 Jane Street
Toronto ON L4K 2M6 Canada

Phone: (416) 739-8000

Fax: (905) 660-3818 Other: (416) 220-3586

Contact: Joe Nigro

E-mail: jnigro@ciot.com

Web: http://www.ciot.com

Source: Ciot

Address: 8899 Jane Street
Toronto ON L4K 2M6 Canada

Phone: (416) 739-8000

Fax: (905) 660-3818 Mobile: (416) 220-3586

Contact: Annalisa Gafoor

E-mail: agafoor@ciot.com

Web: www.ciot.com

Product: Mysteria Grey

Color/Finish: Polished

Size/Dimensions: 3/4" thick

Notes: Slabs to be selected by designer prior to installation



Required Item(s) for Designer Approval Prior to Fabrication:

Prepared By: SHELL

☐ Seaming Diagram ☐ Strike-Off ☒ Finish Sample ☐ Cutting ☐ Shop Dwgs ☐ Prototype ☐ Flame Certificate

Instructions:

- 1 Submittal of shop drawings, finish samples, and/or prototype to Studio Munge for review and written approval is required for any item supplied by a vendor other than the specified source.
- 2 Designer to review and approve stone slab quality prior to proceeding with work
- 3 Provide penetration type sealer and final top coat as required for all natural stone.
- 4 Shop drawings required for all stone work
- 5 Refer to floor finishes plan for size and pattern of all stone flooring
- 6 Maximum grout to be 1/16"
- 7 Unless otherwise specified use Flextile grout to match tile. Confirm exact colour prior to proceeding
- 8 Wet areas: use polymer modified grout - sanded - unless otherwise specified
- 9 Natural stone walls/floors: use polymer modified grout - unsanded - unless otherwise specified
- 10 For natural stone with flamed, acid washed or hammered finish, grout to be polymer modified - sanded, unless otherwise specified.

Project Name: **Canopy Hotel Yorkville**

Project #: **15139**

Issue Date:

Revision(s): **11/20/20** **Δ 1**

Specification Deleted

Item Number: **TL-01A**

Item Description: **DELETE**

Item Quantity:

Manufacturer: Stone Tile International Inc.

Address: 1451 Castlefield Avenue
Toronto ON M6M 1Y3 Canada

Phone: (416) 515-9000

Fax:

Contact: Gabriel Anidjar

E-mail: gabriela@stone-tile.com

Web: www.stone-tile.com

Source: Stone Tile International Inc.

Address: 1451 Castlefield Avenue
Toronto ON M6M 1Y3 Canada

Phone: (416) 515-9000
Ext. 299

Fax: (416) 534-1782

Contact: Gabriel Anidjar

E-mail: gabriela@stone-tile.com

Web: www.stone-tile.com

Product: Architectural Resin


Color/Finish: Copenhagen Ivory Matte

Size/Dimensions: 300mm x 600mm

Grout: Mapei; 77 Frost, 1/8"

Notes:

- To match designer's sample or approved equal
- Grout to have a clear matte sealer
- All tiles to be selected from blocks with minimum colour variation.



Required Item(s) for Designer Approval Prior to Fabrication:

Prepared By: MELAN

☐ Seaming Diagram ☐ Strike-Off ☒ Finish Sample ☐ Cutting ☒ Shop Dwgs ☐ Prototype ☐ Flame Certificate

Instructions:

- 1 Purchasing Agent to submit all new substitutions to Studio Munge for written approval prior to manufacturing and purchasing.
- 2 Unless otherwise specified use Mapei grout to match tile. Confirm exact colour prior to proceeding
- 3 For natural stone with flamed, acid washed or hammered finish, grout to be polymer modified - sanded, unless otherwise specified.
- 4 Natural stone walls/floors: use polymer modified grout - unsanded - unless otherwise specified
- 5 Wet areas: use polymer modified grout - sanded - unless otherwise specified
- 6 Maximum grout to be 1/16"
- 7 Submittal of shop drawings, finish samples, and/or prototype to Studio Munge for review and written approval is required prior to constructions

Project Name: **Canopy Hotel Yorkville**

Project #: **15139**

Issue Date:

Revision(s): **11/20/20** **Δ 1**

Specification Deleted

Item Number: **TL-01B**

Item Description: **DELETE**

Item Quantity:

Manufacturer: Stone Tile International Inc.

Address: 1451 Castlefield Avenue
Toronto ON M6M 1Y3 Canada

Phone: (416) 515-9000

Fax:

Contact: Gabriel Anidjar

E-mail: gabriela@stone-tile.com

Web: www.stone-tile.com

Source: Stone Tile International Inc.

Address: 1451 Castlefield Avenue
Toronto ON M6M 1Y3 Canada

Phone: (416) 515-9000
Ext. 299

Fax: (416) 534-1782

Contact: Gabriel Anidjar

E-mail: gabriela@stone-tile.com

Web: www.stone-tile.com


Product: Architect Resin

Color/Finish: Copenhagen Ivory Matte

Size/Dimensions: 300mm x 600mm

Grout: Mapei; 93 Warm Gray, 1/8"

Notes: All tiles to have rectified cut edges unless otherwise noted.



Required Item(s) for Designer Approval Prior to Fabrication:

Prepared By: MELAN

☐ Seaming Diagram ☐ Strike-Off ☒ Finish Sample ☐ Cutting ☐ Shop Dwgs ☐ Prototype ☐ Flame Certificate

Instructions:

- 1 Purchasing Agent to submit all new substitutions to Studio Munge for written approval prior to manufacturing and purchasing.
- 2 Unless otherwise specified use Mapei grout to match tile. Confirm exact colour prior to proceeding
- 3 For natural stone with flamed, acid washed or hammered finish, grout to be polymer modified - sanded, unless otherwise specified.
- 4 Natural stone walls/floors: use polymer modified grout - unsanded - unless otherwise specified
- 5 Wet areas: use polymer modified grout - sanded - unless otherwise specified
- 6 Maximum grout to be 1/16"
- 7 Contractor to select appropriate grout for commercial wall, floor or wet application.
- 8 Submittal of shop drawings, finish samples, and/or prototype to Studio Munge for review and written approval is required prior to constructions

STUDIO MUNGE

Project Name: **Canopy Hotel Yorkville**

Project #: **15139**

Item Number: **TL-02**

Item Description: **Typical Tile - Public Washrooms & Enthusiat's Retreat**

Issue Date:

Revision(s): **11/20/20** **Δ 1**
Specification Revised

Item Quantity:

Manufacturer: Stone Tile International Inc.

Address: 1451 Castlefield Avenue
Torono ON M6M 1Y3 Canada

Phone: (416) 515-9000

Fax:

Contact: Gabriel Anidjar

E-mail: gabriela@stone-tile.com

Web: www.stone-tile.com

Source: Stone Tile International Inc.

Address: 1451 Castlefield Avenue
Torono ON M6M 1Y3 Canada

Phone: (416) 515-9000
Ext. 4165341782

Fax:

Contact: Gabriel Anidjar

E-mail: gabriela@stone-tile.com

Web: www.stone-tile.com

Product: ***Blake**

Color/Finish: ***Nero Veined Matte**

Size/Dimensions: 300mm x 600mm

Grout: Mapei; *10 Black, 1/8"

Notes: -All tiles to have rectified cut edges unless otherwise noted.



Required Item(s) for Designer Approval Prior to Fabrication:

Prepared By: MELAN

☐ Seaming Diagram ☐ Strike-Off ☒ Finish Sample ☐ Cutting ☐ Shop Dwgs ☐ Prototype ☐ Flame Certificate

Instructions:

- 1 Purchasing Agent to submit all new substitutions to Studio Munge for written approval prior to manufacturing and purchasing.
- 2 Unless otherwise specified use Mapei grout to match tile. Confirm exact colour prior to proceeding
- 3 For natural stone with flamed, acid washed or hammered finish, grout to be polymer modified - sanded, unless otherwise specified.
- 4 Natural stone walls/floors: use polymer modified grout - unsanded - unless otherwise specified
- 5 Wet areas: use polymer modified grout - sanded - unless otherwise specified
- 6 Maximum grout to be 1/16"
- 7 Contractor to select appropriate grout for commerical wall, floor or wet application.
- 8 Submittal of shop drawings, finish samples, and/or prototype to Studio Munge for review and written approval is required prior to constructions

Project Name: **Canopy Hotel Yorkville**

Project #: **15139**

Issue Date:

Revision(s): **12/14/20** **Δ1**

Specification Revised As Per Paint & Tile Tender

Item Number: **TL-03**

Item Description: **Typical Bar Millwork Porcelain Slab - Canopy Central**

Item Quantity:

Manufacturer: Stone Tile International inc

Address:

Phone:

Fax:

Contact:

E-mail:

Web:

Source: Stone Tile International Inc.

Address: 1451 Castlefield Avenue
Toronto ON M6M 1Y3 Canada

Phone: (416) 515-9000
Ext. 4165341782

Fax:

Contact: Gabriel Anidjar

E-mail: gabriela@stone-tile.com

Web: www.stone-tile.com

Product: Laminam Naturali Porcelain Slab

Color/Finish: Calcatta Oro Venato in Soft Touch

Size/Dimensions: Refer to ID Drawings

Grout: Mapei; To Match

Location:



Required Item(s) for Designer Approval Prior to Fabrication:

Prepared By: MELAN

☐ Seaming Diagram ☐ Strike-Off ☒ Finish Sample ☐ Cutting ☒ Shop Dwgs ☐ Prototype ☒ Flame Certificate

Instructions:

- 1 Purchasing Agent to submit all new substitutions to Studio Munge for written approval prior to manufacturing and purchasing.
- 2 Unless otherwise specified use Mapei grout to match tile. Confirm exact colour prior to proceeding
- 3 For natural stone with flamed, acid washed or hammered finish, grout to be polymer modified - sanded, unless otherwise specified.
- 4 Natural stone walls/floors: use polymer modified grout - unsanded - unless otherwise specified
- 5 Wet areas: use polymer modified grout - sanded - unless otherwise specified
- 6 Maximum grout to be 1/16"

Project Name: **Canopy Hotel Yorkville**

Project #: **15139**

Issue Date:

Revision(s): **11/20/20** **Δ 1**

Specification Deleted As Per Preliminary Paint & Tile Tender

Item Number: **TL-04**

Item Description: **DELETE**

Item Quantity:

Manufacturer: Stone Tile International Inc.

Address: 1451 Castlefield Avenue
Toronto ON M6M 1Y3 Canada

Phone: (416) 515-9000

Fax:

Contact: Gabriel Anidjar

E-mail: gabriela@stone-tile.com

Web: www.stone-tile.com

Source: Stone Tile International Inc.

Address: 1451 Castlefield Avenue
Toronto ON M6M 1Y3 Canada

Phone: (416) 515-9000
Ext. 4165341782

Fax:

Contact: Gabriel Anidjar

E-mail: gabriela@stone-tile.com

Web: www.stone-tile.com

Product: Architectural Resin

Color/Finish: London Smoke Matte

Size/Dimensions: 30x60

Grout: *Mapei; 19 Pearl Gray, 1/8"

Notes: All tiles to have rectified cut edges unless otherwise noted.

Required Item(s) for Designer Approval Prior to Fabrication:

Prepared By: MELAN

☐ Seaming Diagram ☐ Stone-Off ☐ Finish Sample ☐ Cutting ☐ Shop Dwgs ☐ Prototype ☐ Flame Certificate

Instructions:

- 1 Purchasing Agent to submit all new substitutions to Studio Munge for written approval prior to manufacturing and purchasing.
- 2 Unless otherwise specified use Mapei grout to match tile. Confirm exact colour prior to proceeding
- 3 For natural stone with flamed, acid washed or hammered finish, grout to be polymer modified - sanded, unless otherwise specified.
- 4 Natural stone walls/floors: use polymer modified grout - unsanded - unless otherwise specified
- 5 Wet areas: use polymer modified grout - sanded - unless otherwise specified
- 6 Maximum grout to be 1/16"
- 7 Contractor to select appropriate grout for commercial wall, floor or wet application.
- 8 Submittal of shop drawings, finish samples, and/or prototype to Studio Munge for review and written approval is required prior to constructions

Project Name: **Canopy Hotel Yorkville**

Project #: **15139**

Issue Date:

Revision(s): **11/20/20 Δ 1**

Specification Deleted As Per Preliminary Paint & Tile Tender

Item Number: **TL-08**

Item Description: **DELETE**

Item Quantity:

Manufacturer: Stone Tile International Inc.

Address: 1451 Castlefield Avenue
Toronto ON M6M 1Y3 Canada

Phone: (416) 515-9000

Fax:

Contact: Gabriel Anidjar

E-mail: gabriela@stone-tile.com

Web: www.stone-tile.com

Source: Stone Tile International Inc.

Address: 1451 Castlefield Avenue
Toronto ON M6M 1Y3 Canada

Phone: (416) 515-9000
Ext. 4165341782

Fax:

Contact: Gabriel Anidjar

E-mail: gabriela@stone-tile.com

Web: www.stone-tile.com

Product: Architectural Resin


Color/Finish: Copenhagen Ivory Matte

Size/Dimensions: 30x60

Grout: Mapei; 93 Warm Gray, 1.8"

Location:

Notes: All tiles to have rectified cut edges unless otherwise noted.



Required Item(s) for Designer Approval Prior to Fabrication:

Prepared By: MELAN

☐ Seaming Diagram ☐ Stone-Off ☐ Finish Sample ☐ Cutting ☐ Shop Dwgs ☐ Prototype ☐ Flame Certificate

Instructions:

- 1 Purchasing Agent to submit all new substitutions to Studio Munge for written approval prior to manufacturing and purchasing.
- 2 Unless otherwise specified use Mapei grout to match tile. Confirm exact colour prior to proceeding
- 3 For natural stone with flamed, acid washed or hammered finish, grout to be polymer modified - sanded, unless otherwise specified.
- 4 Natural stone walls/floors: use polymer modified grout - unsanded - unless otherwise specified
- 5 Wet areas: use polymer modified grout - sanded - unless otherwise specified
- 6 Maximum grout to be 1/16"
- 7 Contractor to select appropriate grout for commercial wall, floor or wet application.
- 8 Submittal of shop drawings, finish samples, and/or prototype to Studio Munge for review and written approval is required prior to constructions

Project Name: **Canopy Hotel Yorkville**

Project #: **15139**

Issue Date:

Revision(s):

Item Number: **TL-100**

Item Description: **Pool Wall Porcelain Slab**

Item Quantity:

Manufacturer: Stone Tile International Inc.

Address: 1451 Castlefield Avenue
Torono ON M6M 1Y3 Canada

Phone: (416) 515-9000

Fax:

Contact: Gabriel Anidjar

E-mail: gabriela@stone-tile.com

Web: www.stone-tile.com

Source: Stone Tile International Inc.

Address: 1451 Castlefield Avenue
Toronto ON M6M 1Y3 Canada

Phone: (416) 515-9000
Ext. 299

Fax: (416) 534-1782

Contact: Gabriel Anidjar

E-mail: gabriela@stone-tile.com

Web: www.stone-tile.com

Product: Laminam Oxide Porcelain Slab

Color/Finish: Bianco

Size/Dimensions: 1000mm x 3000mm

Grout: Mapei; 00 White Kerapoxy, 1/16"

Edge Detail: Rectified cut edges

Notes: All tiles to have rectified cut edges unless otherwise noted.



Required Item(s) for Designer Approval Prior to Fabrication:

Prepared By: SHELL

☐ Seaming Diagram ☐ Strike-Off ☒ Finish Sample ☐ Cutting ☐ Shop Dwgs ☐ Prototype ☐ Flame Certificate

Instructions:

- 1 Purchasing Agent to submit all new substitutions to Studio Munge for written approval prior to manufacturing and purchasing.
- 2 Unless otherwise specified use Flextile grout to match tile. Confirm exact colour prior to proceeding
- 3 For natural stone with flamed, acid washed or hammered finish, grout to be polymer modified - sanded, unless otherwise specified.
- 4 Natural stone walls/floors: use polymer modified grout - unsanded - unless otherwise specified
- 5 Wet areas: use polymer modified grout - sanded - unless otherwise specified
- 6 Maximum grout to be 1/16"
- 7 Submittal of shop drawings, finish samples, and/or prototype to Studio Munge for review and written approval is required prior to constructions
- 8 Submittal of shop drawings, finish samples, and/or prototype to Studio Munge for review and written approval is required prior to construction.

Project Name: **Canopy Hotel Yorkville**

Project #: **15139**

Issue Date:

Revision(s):

Item Number: **TL-101**

Item Description: **Pool Floor Tile - White 300x300**

Item Quantity:

Manufacturer: Stone Tile International inc

Address:

Phone:

Fax:

Contact:

E-mail:

Web:

Source: Stone Tile International Inc.

Address: 1451 Castlefield Avenue
Toronto ON M6M 1Y3 Canada

Phone: (416) 515-9000
Ext. 4165341782

Fax:

Contact: Gabriel Anidjar

E-mail: gabriela@stone-tile.com

Web: www.stone-tile.com

Product: Berna
Color/Finish: Colour: Bianco / Finish: Bush Hammered
Size/Dimensions: 300mm x 300mm, Refer to ID Drawings
Grout: Mapei; 93 Warm Gray Kerapoxy, 1/16"
Edge Detail: Rectified cut edges

Notes: All tiles to have rectified cut edges unless otherwise noted.



Required Item(s) for Designer Approval Prior to Fabrication:

Prepared By: SHELL

☐ Seaming Diagram ☐ Strike-Off ☒ Finish Sample ☐ Cutting ☐ Shop Dwgs ☐ Prototype ☐ Flame Certificate

Instructions:

- 1 Purchasing Agent to submit all new substitutions to Studio Munge for written approval prior to manufacturing and purchasing.
- 2 Unless otherwise specified use Flextile grout to match tile. Confirm exact colour prior to proceeding
- 3 For natural stone with flamed, acid washed or hammered finish, grout to be polymer modified - sanded, unless otherwise specified.
- 4 Natural stone walls/floors: use polymer modified grout - unsanded - unless otherwise specified
- 5 Wet areas: use polymer modified grout - sanded - unless otherwise specified
- 6 Maximum grout to be 1/16"
- 7 Submittal of shop drawings, finish samples, and/or prototype to Studio Munge for review and written approval is required prior to constructions
- 8 Submittal of shop drawings, finish samples, and/or prototype to Studio Munge for review and written approval is required prior to construction.

Project Name: **Canopy Hotel Yorkville**

Project #: **15139**

Issue Date:

Revision(s):

Item Number: **TL-102**

Item Description: **Pool Floor Tile - Grey 300x300**

Item Quantity:

Manufacturer: Stone Tile International Inc.

Address: 1451 Castlefield Avenue
Toronto ON M6M 1Y3 Canada

Phone: (416) 515-9000

Fax:

Contact: Gabriel Anidjar

E-mail: gabriela@stone-tile.com

Web: www.stone-tile.com

Source: Stone Tile International Inc.

Address: 1451 Castlefield Avenue
Toronto ON M6M 1Y3 Canada

Phone: (416) 515-9000
Ext. 4165341782

Fax:

Contact: Gabriel Anidjar

E-mail: gabriela@stone-tile.com

Web: www.stone-tile.com

Product: Berna


Color/Finish: Colour: Gris / Finish: Bush Hammered

Size/Dimensions: 300mm x 300mm, Refer to ID Drawings

Grout: Mapei; 93 Warm Gray Kerapoxy, 1/16"

Edge Detail: Rectified cut edges

Notes: All tiles to have rectified cut edges unless otherwise noted.



Required Item(s) for Designer Approval Prior to Fabrication:

Prepared By: SHELL

☐ Seaming Diagram ☐ Strike-Off ☒ Finish Sample ☐ Cutting ☐ Shop Dwgs ☐ Prototype ☐ Flame Certificate

Instructions:

- 1 Purchasing Agent to submit all new substitutions to Studio Munge for written approval prior to manufacturing and purchasing.
- 2 Unless otherwise specified use Flextile grout to match tile. Confirm exact colour prior to proceeding
- 3 For natural stone with flamed, acid washed or hammered finish, grout to be polymer modified - sanded, unless otherwise specified.
- 4 Natural stone walls/floors: use polymer modified grout - unsanded - unless otherwise specified
- 5 Wet areas: use polymer modified grout - sanded - unless otherwise specified
- 6 Maximum grout to be 1/16"
- 7 Submittal of shop drawings, finish samples, and/or prototype to Studio Munge for review and written approval is required prior to constructions
- 8 Submittal of shop drawings, finish samples, and/or prototype to Studio Munge for review and written approval is required prior to construction.

Project Name: **Canopy Hotel Yorkville**

Project #: **15139**

Issue Date:

Revision(s): **11/20/20 Δ 1**

Specification Deleted As Per Preliminary Paint & Tile Tender

Item Number: **TL-103A**

Item Description: **DELETE**

Item Quantity:

Manufacturer: Ciot Technica

Address:

Phone:

Fax:

Contact:

E-mail:

Web:

Source: Ciot

Address: 8899 Jane Street
Toronto ON L4K 2M6 Canada

Phone: (416) 739-8000

Fax: (905) 660-3818 Mobile: (416) 220-3586

Contact: Annalisa Gafoor

E-mail: agafoor@ciot.com

Web: www.ciot.com

Product: North Sea

Color/Finish: Dark Stone, Honed

Size/Dimensions: 600mm x 1200mm, Refer to Drawings

Grout: Mapei; Grout Colour to match Floor tile

Notes:

- To match designer's sample or approved equal
- Grout to have a clear matte sealer
- All tiles to be selected from blocks with minimum colour variation



Required Item(s) for Designer Approval Prior to Fabrication:

Prepared By: JACKY

☐ Seaming Diagram ☐ Strike Off ☒ Finish Sample ☐ Cutting ☐ Shop Dwgs ☐ Prototype ☐ Flame Certificate

Instructions:

- 1 Purchasing Agent to submit all new substitutions to Studio Munge for written approval prior to manufacturing and purchasing
- 2 Unless otherwise specified use Mapei grout to match tile. Confirm exact colour prior to proceeding
- 3 For natural stone with flamed, acid washed or hammered finish, grout to be polymer modified - sanded, unless otherwise specified.
- 4 Natural stone walls/floors: use polymer modified grout - unsanded - unless otherwise specified
- 5 Wet areas: use polymer modified grout - sanded - unless otherwise specified
- 6 Maximum grout to be 1/16"
- 7 Submittal of shop drawings, finish samples, and/or prototype to Studio Munge for review and written approval is required prior to construction.

Project Name: **Canopy Hotel Yorkville**

Project #: **15139**

Issue Date:

Revision(s): **11/20/20 Δ 1**

Specification Deleted As Per Preliminary Paint & Tile Tender

Item Number: **TL-103B**

Item Description: **DELETE**

Item Quantity:

Manufacturer: Ciot Technica

Address:

Phone:

Fax:

Contact:

E-mail:

Web:

Source: Ciot

Address: 8899 Jane Street
Toronto ON L4K 2M6 Canada

Phone: (416) 739-8000

Fax: (905) 660-3818 Mobile: (416) 220-3586

Contact: Annalisa Gafoor

E-mail: agafoor@ciot.com

Web: www.ciot.com

Product: North Sea

Color/Finish: Dark Stone, Honed

Size/Dimensions: 300mm x 1200mm, Refer to Drawings

Grout: Mapei; Grout Colour to match Floor tile

Notes:

- To match designer's sample or approved equal
- Grout to have a clear matte sealer
- All tiles to be selected from blocks with minimum colour variation



Required Item(s) for Designer Approval Prior to Fabrication:

Prepared By: JACKY

☐ Seaming Diagram ☐ Strike Off ☒ Finish Sample ☐ Cutting ☐ Shop Dwgs ☐ Prototype ☐ Flame Certificate

Instructions:

- 1 Purchasing Agent to submit all new substitutions to Studio Munge for written approval prior to manufacturing and purchasing
- 2 For natural stone with flamed, acid washed or hammered finish, grout to be polymer modified - sanded, unless otherwise specified.
- 3 Natural stone walls/floors: use polymer modified grout - unsanded - unless otherwise specified
- 4 Wet areas: use polymer modified grout - sanded - unless otherwise specified
- 5 Maximum grout to be 1/16"
- 6 Submittal of shop drawings, finish samples, and/or prototype to Studio Munge for review and written approval is required prior to constructions
- 7 Unless otherwise specified use Mapei grout to match tile. Confirm exact colour prior to proceeding

Project Name: **Canopy Hotel Yorkville**

Project #: **15139**

Issue Date:

Revision(s): **11/20/20** **Δ 1**

Specification Deleted As Per Preliminary Paint & Tile Tender

Item Number: **TL-103C**

Item Description: **DELETE**

Item Quantity:

Manufacturer: Ciot Technica

Address:

Phone:

Fax:

Contact:

E-mail:

Web:

Source: Ciot

Address: 8899 Jane Street
Toronto ON L4K 2M6 Canada

Phone: (416) 739-8000

Fax: (905) 660-3818 Mobile: (416) 220-3586

Contact: Annalisa Gafoor

E-mail: agafoor@ciot.com

Web: www.ciot.com

Product: North Sea

Color/Finish: Dark Stone, Honed

Size/Dimensions: 150mm x 1200mm, Refer to Drawings

Grout: Mapei; Grout Colour to match Floor tile

Notes:

- To match designer's sample or approved equal
- Grout to have a clear matte sealer
- All tiles to be selected from blocks with minimum colour variation



Required Item(s) for Designer Approval Prior to Fabrication:

Prepared By: JACKY

☐ Seaming Diagram ☐ Strike Off ☒ Finish Sample ☐ Cutting ☐ Shop Dwgs ☐ Prototype ☐ Flame Certificate

Instructions:

- 1 Purchasing Agent to submit all new substitutions to Studio Munge for written approval prior to manufacturing and purchasing
- 2 Unless otherwise specified use Mapei grout to match tile. Confirm exact colour prior to proceeding
- 3 For natural stone with flamed, acid washed or hammered finish, grout to be polymer modified - sanded, unless otherwise specified.
- 4 Natural stone walls/floors: use polymer modified grout - unsanded - unless otherwise specified
- 5 Wet areas: use polymer modified grout - sanded - unless otherwise specified
- 6 Maximum grout to be 1/16"
- 7 Submittal of shop drawings, finish samples, and/or prototype to Studio Munge for review and written approval is required prior to constructions

Project Name: **Canopy Hotel Yorkville**

Project #: **15139**

Issue Date:

Revision(s): **11/20/20** **Δ 1**

Specification Deleted As Per Preliminary Paint & Tile Tender

Item Number: **TL-104**

Item Description: **DELETE**

Item Quantity:

Manufacturer: Ciot Technica

Address:

Phone:

Fax:

Contact:

E-mail:

Web:

Source: Ciot

Address: 8899 Jane Street
Toronto ON L4K 2M6 Canada

Phone: (416) 739-8000

Fax: (905) 660-3818 Mobile: (416) 220-3586

Contact: Annalisa Gafoor

E-mail: agafoor@ciot.com

Web: www.ciot.com

Product: North Sea

Color/Finish: Dark Stone, Flamed

Size/Dimensions: Refer to Drawings

Grout: Mapei; Grout Colour to match Floor tile

Notes:

- To match designer's sample or approved equal
- Grout to have a clear matte sealer
- All tiles to be selected from blocks with minimum colour variation



Required Item(s) for Designer Approval Prior to Fabrication:

Prepared By: JACKY

☐ Seaming Diagram ☐ Strike Off ☒ Finish Sample ☐ Cutting ☐ Shop Dwgs ☐ Prototype ☐ Flame Certificate

Instructions:

- 1 Purchasing Agent to submit all new substitutions to Studio Munge for written approval prior to manufacturing and purchasing
- 2 Unless otherwise specified use Mapei grout to match tile. Confirm exact colour prior to proceeding
- 3 For natural stone with flamed, acid washed or hammered finish, grout to be polymer modified - sanded, unless otherwise specified.
- 4 Natural stone walls/floors: use polymer modified grout - unsanded - unless otherwise specified
- 5 Wet areas: use polymer modified grout - sanded - unless otherwise specified
- 6 Maximum grout to be 1/16"
- 7 Submittal of shop drawings, finish samples, and/or prototype to Studio Munge for review and written approval is required prior to constructions

Project Name: **Canopy Hotel Yorkville**

Project #: **15139**

Issue Date:

Revision(s): **11/20/20 Δ 1**

Specification Deleted As Per Preliminary Paint & Tile Tender

Item Number: **TL-105**

Item Description: **DELETE**

Item Quantity:

Manufacturer: Stone-Tile International
Address: 1451 Castlefield Avenue
Toronto ON Canada

Phone: 416.515.9000

Fax:

Contact: Gabriel Anidjar

E-mail: gabriela@stone-tile.com

Web: <http://www.stone-tile.com/>

Source: Stone Tile International Inc.

Address: 1451 Castlefield Avenue
Toronto ON M6M 1Y3 Canada

Phone: (416) 515-9000
Ext. 299

Fax: (416) 534-1782

Contact: Gabriel Anidjar


E-mail: gabriela@stone-tile.com

Web: www.stone-tile.com

Product: Architectural Resin
Color/Finish: Bruxelles Black, Matte Finish
Size/Dimensions: 300mm x 600mm, Refer to Drawings

Grout: Mapei; Grout Colour to match Floor Tile

Notes:
- To match designer's sample or approved equal
- Grout to have a clear matte sealer
- All tiles to be selected from blocks with minimum colour variation.



Required Item(s) for Designer Approval Prior to Fabrication:

Prepared By: JACKY

☐ Seaming Diagram ☐ Strike-Off ☒ Finish Sample ☐ Cutting ☐ Shop Dwgs ☐ Prototype ☐ Flame Certificate

Instructions:

- 1 Purchasing Agent to submit all new substitutions to Studio Munge for written approval prior to manufacturing and purchasing.
- 2 Unless otherwise specified use Flextile grout to match tile. Confirm exact colour prior to proceeding
- 3 For natural stone with flamed, acid washed or hammered finish, grout to be polymer modified - sanded, unless otherwise specified.
- 4 Natural stone walls/floors: use polymer modified grout - unsanded - unless otherwise specified
- 5 Wet areas: use polymer modified grout - sanded - unless otherwise specified
- 6 Maximum grout to be 1/16"
- 7 Submittal of shop drawings, finish samples, and/or prototype to Studio Munge for review and written approval is required prior to constructions

Project Name: **Canopy Hotel Yorkville**

Project #: **15139**

Issue Date:

Revision(s): **11/20/20** **Δ 1**

Specification Deleted As Per Preliminary Paint & Tile Tender

Item Number: **TL-106**

Item Description: **DELETE**

Item Quantity:

Manufacturer: Stone Tile International inc

Address:

Phone:

Fax:

Contact:

E-mail:

Web:

Source: Stone Tile International Inc.

Address: 1451 Castlefield Avenue
Toronto ON M6M 1Y3 Canada

Phone: (416) 515-9000
Ext. 4165341782

Fax:

Contact: Gabriel Anidjar

E-mail: gabriel@stone-tile.com

Web: www.stone-tile.com

Product: Architectural Resin

Color/Finish: Copenhagen Ivory Matte

Size/Dimensions: Refer to Drawings, 300mm x 600mm

Grout: Mapei; 77 Frost

Notes:

- To match designer's sample or approved equal
- Grout to have a clear matte sealer
- All tiles to be selected from blocks with minimum colour variation.

Required Item(s) for Designer Approval Prior to Fabrication:

Prepared By: JACKY

☐ Seaming Diagram ☐ Stone-Off ☐ Finish Sample ☐ Cutting ☐ Shop Dwgs ☐ Prototype ☐ Flame Certificate

Instructions:

- 1 Purchasing Agent to submit all new substitutions to Studio Munge for written approval prior to manufacturing and purchasing.
- 2 For natural stone with flamed, acid washed or hammered finish, grout to be polymer modified - sanded, unless otherwise specified.
- 3 Natural stone walls/floors: use polymer modified grout - unsanded - unless otherwise specified
- 4 Wet areas use polymer modified grout - sanded - unless otherwise specified
- 5 Maximum grout to be 1/16"
- 6 Submittal of shop drawings, finish samples, and/or prototype to Studio Munge for review and written approval is required prior to constructions
- 7 Unless otherwise specified use Mapei grout to match tile. Confirm exact colour prior to proceeding

Project Name: **Canopy Hotel Yorkville**

Project #: **15139**

Issue Date:

Revision(s): **11/20/20** **Δ 1**

Specification Deleted

Item Number: **TL-107**

Item Description: **DELETE**

Item Quantity:

Manufacturer: Stone Tile International inc

Address:

Phone:

Fax:

Contact:

E-mail:

Web:

Source: Stone Tile International Inc.

Address: 1451 Castlefield Avenue
Toronto ON M6M 1Y3 Canada

Phone: (416) 515-9000
Ext. 4165341782

Fax:

Contact: Gabriel Anidjar

E-mail: gabriel@stone-tile.com

Web: www.stone-tile.com

Product: Architectural Resin

Color/Finish: Copenhagen Ivory Matte

Size/Dimensions: Refer to Drawings, 300mm x 600mm

Grout: Mapei; 77 Frost

Notes:

- To match designer's sample or approved equal
- Grout to have a clear matte sealer
- All tiles to be selected from blocks with minimum colour variation.

Required Item(s) for Designer Approval Prior to Fabrication:

Prepared By: JACKY

☐ Seaming Diagram ☐ Stone-Off ☒ Finish Sample ☐ Cutting ☐ Shop Dwgs ☐ Prototype ☐ Flame Certificate

Instructions:

- 1 Purchasing Agent to submit all new substitutions to Studio Munge for written approval prior to manufacturing and purchasing.
- 2 For natural stone with flamed, acid washed or hammered finish, grout to be polymer modified - sanded, unless otherwise specified.
- 3 Natural stone walls/floors: use polymer modified grout - unsanded - unless otherwise specified
- 4 Wet areas use polymer modified grout - sanded - unless otherwise specified
- 5 Maximum grout to be 1/16"
- 6 Submittal of shop drawings, finish samples, and/or prototype to Studio Munge for review and written approval is required prior to construction.
- 7 Unless otherwise specified use Mapei grout to match tile. Confirm exact colour prior to proceeding

Project Name: **Canopy Hotel Yorkville**

Project #: **15139**

Issue Date:

Revision(s): **11/20/20** **Δ 1**

Specification Deleted

Item Number: **TL-108**

Item Description: **DELETE**

Item Quantity:

Manufacturer: Stone Tile International inc

Address:

Phone:

Fax:

Contact:

E-mail:

Web:

Source: Stone Tile International Inc.

Address: 1451 Castlefield Avenue
Toronto ON M6M 1Y3 Canada

Phone: (416) 515-9000
Ext. 4165341782

Fax:

Contact: Gabriel Anidjar

E-mail: gabriel@stone-tile.com

Web: www.stone-tile.com

Product: Architectural Resin

Color/Finish: Copenhagen Ivory Matte

Size/Dimensions: Refer to Drawings, 300mm x 600mm

Grout: Mapei; 77 Frost

Notes:

- To match designer's sample or approved equal
- Grout to have a clear matte sealer
- All tiles to be selected from blocks with minimum colour variation.

Required Item(s) for Designer Approval Prior to Fabrication:

Prepared By: JACKY

<input type="checkbox"/> Seaming Diagram	<input type="checkbox"/> Stone-Off	<input checked="" type="checkbox"/> Finish Sample	<input type="checkbox"/> Cutting	<input type="checkbox"/> Shop Dwgs	<input type="checkbox"/> Prototype	<input type="checkbox"/> Flame Certificate
--	------------------------------------	---	----------------------------------	------------------------------------	------------------------------------	--

Instructions:

- 1 Purchasing Agent to submit all new substitutions to Studio Munge for written approval prior to manufacturing and purchasing.
- 2 For natural stone with flamed, acid washed or hammered finish, grout to be polymer modified - sanded, unless otherwise specified.
- 3 Natural stone walls/floors: use polymer modified grout - unsanded - unless otherwise specified
- 4 Wet areas use polymer modified grout - sanded - unless otherwise specified
- 5 Maximum grout to be 1/16"
- 6 Submittal of shop drawings, finish samples, and/or prototype to Studio Munge for review and written approval is required prior to constructions
- 7 Unless otherwise specified use Mapei grout to match tile. Confirm exact colour prior to proceeding

Project Name: **Canopy Hotel Yorkville**

Project #: **15139**

Issue Date:

Revision(s): **10/30/20 Δ 2**

Specification Revised As Per Elevator Tender

Item Number: **TL-109A**

Item Description: **Public Space Tile-Type A**

Item Quantity:

Manufacturer: Ceragres	Source: Ceragres
Address: 825 rue Deslauriers Montreal, QC H4N 1X3 Canada	Address: 825 rue Deslauriers Montreal, QC H4N 1X3 Canada
Phone: (514) 384-2074	Phone: (514) 384-2074
Fax:	Fax:
Contact: Ivana Gizdic	Contact: Ivana Gizdic
E-mail: igizdic@ceragres.ca	E-mail: igizdic@ceragres.ca
Web: www.ceragres.ca	Web: www.ceragres.ca

Product: ***Lombarda CLOMGRI24PR**

Color/Finish: ***Grigio Naturale Rett.**

Size/Dimensions: ***Refer to ID Drawings**

Grout: Mapei; To match

Notes:

When installed as elevator flooring, material must meet or be treated to meet, requirements of CAN/ULC-S102, flame spread rating of 0-300, smoke development of 0-300 as indicated by Elevator Consultant and Code Consultant.

- To match designer's sample or approved equal
- Grout to have a clear matte sealer
- All tiles to have rectified cut edges unless otherwise noted.



Required Item(s) for Designer Approval Prior to Fabrication:

Prepared By: MELAN

☐ Seaming Diagram
 ☐ Strike-Off
 ☒ Finish Sample
 ☐ Cutting
 ☐ Shop Dwgs
 ☐ Prototype
 ☒ Flame Certificate

Instructions:

- 1 Any substitutions to be submitted to Studio Munge for review prior to proceeding with work.
- 2 All tile edges to be rectified unless otherwise indicated.
- 3 Natural stone to receive suitable sealer for application. Sample to be provided to Studio Munge for review.
- 4 Contractor to use suitable grout composition for application.
- 5 Tile finish must meet local code and hotel brand standards.
- 6 Submittal of shop drawings, finish samples, and/or prototypes to Studio Munge for review prior to proceeding with work is required.

Project Name: **Canopy Hotel Yorkville**

Project #: **15139**

Issue Date:

Revision(s): **10/30/20 Δ 1**

Specification Revised As Per Elevator Tender

Item Number: **TL-109B**

Item Description: **Public Space Tile-Type B**

Item Quantity:

Manufacturer:	Ceragres	Source:	Ceragres
Address:	825 rue Deslauriers Montreal, QC H4N 1X3 Canada	Address:	825 rue Deslauriers Montreal, QC H4N 1X3 Canada
Phone:	(514) 384-2074	Phone:	(514) 384-2074
Fax:		Fax:	
Contact:	Ivana Gizdic	Contact:	Ivana Gizdic
E-mail:	igizdic@ceragres.ca	E-mail:	igizdic@ceragres.ca
Web:	www.ceragres.ca	Web:	www.ceragres.ca


Product: ***Lombarda CLOMNER24PR**

Color/Finish: ***Nero Lappato Rett.**

Size/Dimensions: ***Refer to ID Drawings**

Grout: Mapei; To match

Notes: When installed as elevator flooring, material must meet or be treated to meet, requirements of CAN/ULC-S102, flame spread rating of 0-300, smoke development of 0-300 as indicated by Elevator Consultant and Code Consultant.
 - To match designer's sample or approved equal
 - Grout to have a clear matte sealer
 - All tiles to have rectified cut edges unless otherwise noted.



Required Item(s) for Designer Approval Prior to Fabrication:

Prepared By: ANNA

☐ Seaming Diagram
 ☐ Strike-Off
 ☒ Finish Sample
 ☐ Cutting
 ☐ Shop Dwgs
 ☐ Prototype
 ☒ Flame Certificate

Instructions:

- 1 Any substitutions to be submitted to Studio Munge for review prior to proceeding with work.
- 2 All tile edges to be rectified unless otherwise indicated.
- 3 Natural stone to receive suitable sealer for application. Sample to be provided to Studio Munge for review.
- 4 Contractor to use suitable grout composition for application.
- 5 Tile finish must meet local code and hotel brand standards.
- 6 Submittal of shop drawings, finish samples, and/or prototypes to Studio Munge for review prior to proceeding with work is required.

Project Name: **Canopy Hotel Yorkville**

Item Number: **WD-01**

Project #: **15139**

Item Description: **Typical Wood Flat Cut - Throughout**

Issue Date:

Revision(s): **10/30/20 Δ 1**

Specification Added As Per Elevator Tender

Item Quantity:

Manufacturer:

Source: By Contractor

Address:

Address:

Phone:

Phone:

Fax:

Fax:

Contact:

Contact:

E-mail:

E-mail:

Web:

Web:

Product:

*White oak veneer, 10% sheen

Color/Finish:

*to match design control sample or approved equivalent

Size/Dimensions:

*Refer to ID Drawings; width can vary; length is min 8'-0"

Wood Species:

*White oak, flat cut

Notes:

- Wood veneer to match approved millwork at MUR
- Wood veneer flitches to be sourced from the same logs as FF&E typical wood finish FF-WD-01
- Product - Naturally Dyed Veneer flat Cut
- Characteristics - IMO Certified
- Color-profile - Tan, White
- Fabrication - Sheet or Panel (contractor to confirm)
- Texture - Light
- Finished with catalyzed acrylic polyurethane with 10% sheen
- Use non-yellowing finish with UV inhibitor to minimize wood fading when exposed to UV
- Where possible adjacent panels to receive sheets cut from the same flitch
- All wood panel grain pattern shall be book matched consistently across all walls
- Solid wood trims shall be white oak stained to match WD-01
- Solid wood trims shall be white oak stained to match WD-01
- Refer to draw



STUDIO MUNGE

Project Name: **Canopy Hotel Yorkville**

Project #: **15139**

Issue Date:

Revision(s): **10/30/20** **Δ 1**

Specification Added As Per Elevator Tender

Item Number: **WD-01**

Item Description: **Typical Wood Flat Cut-
Throughout**

Item Quantity:

Manufacturer:

Source: By Contractor

Required Item(s) for Designer Approval Prior to Fabrication:

Prepared By: MELAN

<input type="checkbox"/> Seaming Diagram	<input type="checkbox"/> Strike-Off	<input checked="" type="checkbox"/> Finish Sample	<input type="checkbox"/> Cutting	<input checked="" type="checkbox"/> Shop Dwgs	<input type="checkbox"/> Prototype	<input checked="" type="checkbox"/> Flame Certificate
--	-------------------------------------	---	----------------------------------	---	------------------------------------	---

Instructions:

- 1 All wood must comply with local codes. "Clear Grade" unless otherwise indicated. Wood construction is to be selected, seasoned, free of knots, free of worms and vermin, and kiln-dried to a moisture content not to exceed 7%.
- 2 Provide adequate protective coating on all wood surfaces as per use and as per designer reviewed sample.
- 3 Purchasing Agent to submit all new substitutions to Studio Munge for written approval prior to manufacturing and purchasing.
- 4 Submittal of shop drawings, finish samples, and/or prototypes to Studio Munge for review prior to fabrication is required

Project Name: **Canopy Hotel Yorkville**

Project #: **15139**

Issue Date:

Revision(s): **12/14/20** **Δ 1**

Specification Revised As Per Paint & Tile Tender

Item Number: **WD-02**

Item Description: **Typical Wood Quarter Cut - Throughout**

Item Quantity:

Manufacturer:

Source: By Contractor

Address:

Address:

Phone:

Phone:

Fax:

Fax:

Contact:

Contact:

E-mail:

E-mail:

Web:

Web:

Product:

*White oak veneer, 10% sheen

Color/Finish:

*to match design control sample or approved equivalent

Size/Dimensions:

*Refer to ID Drawings; width can vary; length is min 8'-0"

Wood Species:

*White oak, quarter cut

Notes:

- Wood veneer to match approved millwork at MUR
- Wood veneer flitches to be sourced from the same logs as FF&E typical wood finish FF-WD-02
- Product - Naturally Dyed Veneer flat Cut
- Characteristics - IMO Certified
- Color-profile - Tan, White
- Fabrication - Sheet or Panel (contractor to confirm)
- Texture - Light
- Finished with catalyzed acrylic polyurethane with 10% sheen
- Use non-yellowing finish with UV inhibitor to minimize wood fading when exposed to UV
- Where possible adjacent panels to receive sheets cut from the same flitch
- All wood panel grain pattern shall be book matched consistently across all walls
- Solid wood trims shall be white oak stained to match WD-02
- Solid wood trims shall be white oak stained to match WD-02
- Refer to drawings



Project Name: **Canopy Hotel Yorkville**

Project #: **15139**

Issue Date: 12 14 20

Revision(s):

Item Number: **WD-02**

Item Description: **Typical Wood Quarter Cut-
Throughout**

Item Quantity:

Manufacturer:

Source: By Contractor

Required Item(s) for Designer Approval Prior to Fabrication:

Prepared By: MELAN

<input type="checkbox"/> Seaming Diagram	<input type="checkbox"/> Strike-Off	<input checked="" type="checkbox"/> Finish Sample	<input type="checkbox"/> Cutting	<input checked="" type="checkbox"/> Shop Dwgs	<input type="checkbox"/> Prototype	<input checked="" type="checkbox"/> Flame Certificate
--	-------------------------------------	---	----------------------------------	---	------------------------------------	---

Instructions:

- 1 All wood must comply with local codes. "Clear Grade" unless otherwise indicated. Wood construction is to be selected, seasoned, free of knots, free of worms and vermin, and kiln-dried to a moisture content not to exceed 7%.
- 2 Provide adequate protective coating on all wood surfaces as per use and as per designer reviewed sample.
- 3 Purchasing Agent to submit all new substitutions to Studio Munge for written approval prior to manufacturing and purchasing.
- 4 Submittal of shop drawings, finish samples, and/or prototypes to Studio Munge for review prior to fabrication is required

Project Name: **Canopy Hotel Yorkville**

Project #: **15139**

Issue Date:

Revision(s): **10/30/20 Δ 1**

Specification Added As Per Elevator Tender

Item Number: **WD-500**

Item Description: **Solid Wood -Handrail**

Item Quantity: ea

Manufacturer: By Contractor

Source: By Contractor

Address:

Address:

Phone:

Phone:

Fax:

Fax:

Contact:

Contact:

E-mail:

E-mail:

Web:

Web:

Product: *Solid White Oak, 10% sheen

Color/Finish: *To match designer control sample

Size/Dimensions: *Refer to ID Drawings

Wood Species: *White Oak



Notes:

- *- Product - Naturally Dyed Solid White Oak
- Characteristics - IMO Certified
- Color-profile - Tan, White
- To match White Oak Veneer WD-400 in MUR
- Fabrication - (contractor to confirm)
- Texture - Light
- Finished with catalyzed acrylic polyurethane with 10% sheen
- Use non-yellowing finish with UV inhibitor to minimize wood fading when exposed to UV
- All wood panel grain pattern shall be book matched consistently across all walls
- Solid wood trims shall be white oak stained to match WD-500
- Refer to drawings for grain direction

Required Item(s) for Designer Approval Prior to Fabrication:

Prepared By: ANNA

☐ Seaming Diagram ☐ Strike-Off ☒ Finish Sample ☐ Cutting ☐ Shop Dwg's ☐ Prototype ☐ Flame Certificate

Instructions:

- 1 Submittal of shop drawings, finish samples, and/or prototype to Studio Munge for review and written approval is required

Project Name: **Canopy Hotel Yorkville**

Project #: **15139**

Issue Date:

Revision(s): **10/30/20** **Δ 1**

Item Number: **WD-500**

Item Description: **Solid Wood -Handrail**

Item Quantity: ea

Manufacturer: By Contractor

Source: By Contractor

Instructions:

- 2 All wood must comply with local codes "Custom Grade" or better quality standards. Wood construction is to be selected, seasoned, free of knots, free of worms and vermin, and kiln-dried to a moisture content not to exceed 7%.
- 3 Provide five (5) coats of clear protective coating on all wood surfaces
- 4 Purchasing Agent to submit all new substitutions to Studio Munge for written approval prior to manufacturing and purchasing.

Project Name: **Canopy Hotel Yorkville**

Project #: **15139**

Issue Date: 12 14 20

Revision(s): **12/14/20 Δ1**

Specification Added As Per Paint & Tile Tender

Item Number: **WF-100**

Item Description: **Typical Wood Flooring - Canopy Central**

Item Quantity:

Manufacturer: Moncer Inc

Address: 3836 Main
Jordan ON L0R 1S0 Canada

Phone: (905) 562-0100

Fax: Other: (905) 327-0729

Contact: Spencer Crouch

E-mail: spencer@moncer.com

Web: http://www.moncer.com/

Source: Moncer Inc.

Address: 3836 Main
Jordan ON L0R 1S0 Canada

Phone: (905) 562-0100

Fax: Mobile: (905) 327-0729

Contact: Spencer Crouch

E-mail: spencer@moncer.com

Web: http://www.moncer.com/

Product: Moncer Ondo Series Engineered Plank -

Color/Finish: To Match Designer's Control Sample / Matte
Lacquered

Size/Dimensions: 13mm x 158mm x 2400mm - 2.5mm wear layer

Notes: - European Oak / Noblesse (Knotless)
- Contractor to ensure there are no Grade D
knots in product prior to install; designer to
review and approve products before install



Required Item(s) for Designer Approval Prior to Fabrication:

Prepared By: JACKY

☐ Seaming Diagram ☐ Strike-Off ☒ Finish Sample ☐ Cutting ☐ Shop Dwgs ☐ Prototype ☐ Flame Certificate

Instructions:

- 1 Submittal of shop drawings, finish samples, and/or prototype to Studio Munge for review and written approval is required
- 2 Purchasing Agent to submit all new substitutions to Studio Munge for written approval prior to manufacturing and purchasing.

INDEX BY ITEM TYPE

PROJECT NAME: Canopy Hotel Yorkville

PROJECT #: 15139

ISSUE DT	ITEM NUMBER	ITEM DESCRIPTION	ITEM QTY
HARDWARE			
	H-01	Typical Elevator Cab Handrail Bracket	
	H-100	Typical Door Handle - Throughout	
	H-101A	Typical Privacy Round Deadbolt - Throughout	
	H-101B	Typical Round Inside Trim - Throughout	
	H-102A	Typical Toilet Partition Door Pull (8")	
	H-102B	Typical Toilet Partition Push Plate	
	H-102C	Typical Round Deadbolt - Throughout	
	H-102D	Typical Round Occupancy Indicator - Throughout	
	H-103A	Typical 36" Ladder Style Pull Handle - Throughout	
	H-103B	Typical 72" Ladder Style Pull Handle - Throughout	
	H-104A	Typical 3" Tab Drawer Pull	
	H-104B	Typical 6" Tab Drawer Pull	
	H-104C	Typical 12" Tab Drawer Pull	
	H-105	U/V Washroom 24" Grab Bar	
	H-105A	U/V Washroom 24" Grab Bar	
	H-106	U/V Washroom "L" Grab Bar	
	H-106A	U/V Washroom "L" Grab Bar	
	H-107	U/V Barrier Free Shower Seat	
	H-108A	Shower Door Pull - Towel Bar	
	H-108B	Glass Swinging Door Lock	
	H-108C	Typical Glass Door Hinge	
	H-109	Typical Toilet Paper Holder	
	H-110	Typical Washroom Robe Hook	
	H-111	Typical Door Stop	
	H-112	Horizontal, Wall Mounted Baby Changing Station	
	H-113	Typical Millwork Hardware - Keyless Locker Lock	
	H-114	Typical Millwork Hardware - Cabinet Hinge	
	H-115	Typical Millwork Hardware - Touch Latch	
	H-116	Millwork Hardware - Folding/Slide-In Pocket	
	H-117	Typical Soap/Lotion Dispenser	
	H-118	Typical Millwork Hardware - Cabinet Opening System	
	H-119	Typical Millwork Hardware - Locker Coat Hook	
	H-120	Typical Pocket Door Pull - Throughout	
	H-121	Millwork Hardware - Bar - Purse Hook	
	H-122	Millwork Hardware - Bar - Lift Assist	
	H-123	Millwork Hardware - Bar - Piano Hinge	
	H-124	Recessed Paper Towel Dispenser	
	H-125	Toilet Seat Cover Dispenser	
	H-126	Shower Curtain Rod	
	H-127	Wall Mount Automatic Soap Dispenser	

Project Name: **Canopy Hotel Yorkville**

Project #: **15139**

Issue Date:

Revision(s): **10/30/20 Δ 3**

Specification Revised As Per Elevator Tender

Item Number: **H-01**

Item Description: **Typical Elevator Cab Handrail Bracket**

Item Quantity:

Manufacturer: CR Laurence

Source: By Contractor

Address: 65 Tigi Ct, Concord ON L4K 5E4
Concord ON L4K 5E4 Canada

Address:

Phone: (800) 421-6144

Phone:

Fax: (800) 587-7501

Fax:

Contact: Renee Cospelich

Contact:

Renee Cospelich

E-mail: renee_cospelich@crlaurence.com

E-mail:

Web: http://www.crlaurence.com

Web:

Model Name:

***CRL Matte Black Short Arm Malibu Series Wall Mounted Hand Rail Bracket**

Dimensions:

***For 1-1/2" to 2" (38 to 51 mm) Diameter Hand Rail Tubing**

Color/Finish:

***316 Grade Stainless Steel in Matte Black**



Required Item(s) for Designer Approval Prior to Fabrication:

Prepared By: SHELL

☐ Seaming Diagram ☐ Strike-Off ☒ Finish Sample ☐ Cutting ☒ Shop Dwgs ☐ Prototype ☐ Flame Certificate

Instructions:

- 1 Submittal of shop drawings, finish samples, and/or prototype to Studio Munge for review and written approval
- 2 Refer to drawings for exact locations and/or mounting heights of furniture, fixtures, and equipment.
- 3 Purchasing Agent to submit all new substitutions to Studio Munge for written approval prior to manufacturing and purchasing.
- 4 All hardware to be contract quality.
- 5 Interior hardware (hinges, bolts, screws, anchors, etc.) to be non-corrosive.
- 6 Supplier to verify all hardware components before purchasing and installation.
- 10 All hardware to be contract quality.
- 11 Interior hardware (hinges, bolts, screws, anchors, etc.) to be non-corrosive.
- 12 Supplier to verify all hardware components before purchasing and installation.

Project Name: **Canopy Hotel Yorkville**

Project #: **15139**

Issue Date:

Revision(s):

Item Number: **H-100**

Item Description: **Typical Door Handle - Throughout**

Item Quantity:

Manufacturer: Taymor

Address: 6460 Kennedy Road
Mississauga, ON L5T 2X4
CANADA

Phone: (905) 362-3660 800# : (800) 387-7064

Fax: (905) 362-3661

Contact:

E-mail: builders@taymor.com

Web: http://www.taymor.ca

Source: Taymor

Address: 6460 Kennedy Road
Mississauga ON L5T 2X4 Canada

Phone: (416) 899-7618 800#: (800) 387-7064

Fax: Mobile: (416) 899-7618

Contact:

E-mail: nmcbrayne@taymor.com

Web: taymor.ca

Model Number: 30-D006434BLK

Model Name: Vega - Lever

Description: To be installed with (all to receive or match
black powdercoat finish):

H-101A: Premier Deadbolt - Builder Round
Deadbolt (30-D01SC404BLK)

H-101B: Premier Deadbolt - Inside Trim (30-
HDB1044BLK)

H-101C: Modern Single Sided Deadbolt Share
c/w Occupancy Indicator (8567)

Dimensions: 4-5/16" L x 2-7/16" Projection c/w ø2-9/16" Round
Plate

Color/Finish: Matte Black



Notes: - Contractor to confirm door size, thickness of
door, and door function indicated on door
schedule to determine lockset function

Required Item(s) for Designer Approval Prior to Fabrication:

Prepared By: JACKY

☐ Seaming Diagram ☐ Strike-Off ☒ Finish Sample ☐ Cutting ☒ Shop Dwgs ☐ Prototype ☐ Flame Certificate

Instructions:

- 1 Submittal of shop drawings, finish samples, and/or prototype to Studio Munge for review and written approval
- 2 Refer to drawings for exact locations and/or mounting heights of furniture, fixtures, and equipment.
- 3 Purchasing Agent to submit all new substitutions to Studio Munge for written approval prior to manufacturing and purchasing.
- 4 All hardware to be contract quality.
- 5 Interior hardware (hinges, bolts, screws, anchors, etc.) to be non-corrosive.
- 6 Supplier to verify all hardware components before purchasing and installation.
- 7 All hardware to be contract quality.

Interior hardware (hinges, bolts, screws, anchors, etc.) to be non-corrosive.

9Supplier to verify all hardware components before purchasing and installation.

Project Name: **Canopy Hotel Yorkville**

Project #: **15139**

Item Number: **H-101A**

Item Description: **Typical Privacy Round Deadbolt - Throughout**

Issue Date:

Revision(s):

Item Quantity:

Manufacturer: Taymor

Address: 6460 Kennedy Road
Mississauga, ON L5T 2X4
CANADA

Phone: (905) 362-3660 800# : (800) 387-7064

Fax: (905) 362-3661

Contact:

E-mail: builders@taymor.com

Web: http://www.taymor.ca

Source: Taymor

Address: 6460 Kennedy Road
Mississauga ON L5T 2X4 Canada

Phone: (416) 899-7618 800#: (800) 387-7064

Fax: Mobile: (416) 899-7618

Contact:

E-mail: nmcbrayne@taymor.com

Web: taymor.ca

Model Number: 30-D01SC404BLK

Model Name: Builder Round Deadbolt

Description: To be installed with (all to receive or match
black powdercoat finish):
H-100: Vega - Lever (30-D006434BLK)
H-101B: Premier Deadblot - Inside Trim (30-
HDB1044BLK)

Dimensions: ø2-12", Refer to Cut Sheet

Color/Finish: Matte Black



Notes: - Contractor to confirm door size, thickness of
door, and door function indicated on door
schedule to determine lockset function

Required Item(s) for Designer Approval Prior to Fabrication:

Prepared By: JACKY

☐ Seaming Diagram ☐ Strike-Off ☒ Finish Sample ☐ Cutting ☒ Shop Dwgs ☐ Prototype ☐ Flame Certificate

Instructions:

- 1 Submittal of shop drawings, finish samples, and/or prototype to Studio Munge for review and written approval
- 2 Refer to drawings for exact locations and/or mounting heights of furniture, fixtures, and equipment.
- 3 Purchasing Agent to submit all new substitutions to Studio Munge for written approval prior to manufacturing and purchasing.
- 4 All hardware to be contract quality.
- 5 Interior hardware (hinges, bolts, screws, anchors, etc.) to be non-corrosive.
- 6 Supplier to verify all hardware components before purchasing and installation.
- 7 All hardware to be contract quality.
Interior hardware (hinges, bolts, screws, anchors, etc.) to be non-corrosive.
- 9 Supplier to verify all hardware components before purchasing and installation.

Project Name: **Canopy Hotel Yorkville**

Project #: **15139**

Issue Date:

Revision(s):

Item Number: **H-102C**

Item Description: **Typical Round Deadbolt - Throughout**

Item Quantity:

Manufacturer: EMTEK

Address: 15250 E Stafford St
City of Industry CA 91744-

Phone: 800# : (800) 356-2741

Fax:

Contact:

E-mail:

Web: <http://emtek.com>

Source: ADH Hardware

Address: 1750 Avenue Rd,
Toronto ON M5M 3Y9 Canada

Phone: (416) 785-8393

Fax:

Contact: Shane DeNure

E-mail: shane@adhhardware.ca

Web: <http://www.adhhardware.ca/>

Model Number: 8567

Model Name: Modern Single Sided Deadbolt

Description: To be installed with (all to receive or match
black powdercoat finish):
H-100: Vega - Lever (30-D006434BLK)
H-102B: Occupancy Indicator

Dimensions: Refer to Cut Sheet

Color/Finish: Flat Black Finish (US19)



Notes: - Contractor to confirm door size, thickness of
door, and door function indicated on door
schedule to determine lockset function

Required Item(s) for Designer Approval Prior to Fabrication:

Prepared By: JACKY

☐ Seaming Diagram ☐ Strike-Off ☒ Finish Sample ☐ Cutting ☒ Shop Dwgs ☐ Prototype ☐ Flame Certificate

Instructions:

- 1 Submittal of shop drawings, finish samples, and/or prototype to Studio Munge for review and written approval
- 2 Refer to drawings for exact locations and/or mounting heights of furniture, fixtures, and equipment.
- 3 Purchasing Agent to submit all new substitutions to Studio Munge for written approval prior to manufacturing and purchasing.
- 4 All hardware to be contract quality.
- 5 Interior hardware (hinges, bolts, screws, anchors, etc.) to be non-corrosive.
- 6 Supplier to verify all hardware components before purchasing and installation.
- 7 All hardware to be contract quality.
Interior hardware (hinges, bolts, screws, anchors, etc.) to be non-corrosive.
- 9 Supplier to verify all hardware components before purchasing and installation.

Project Name: **Canopy Hotel Yorkville**

Project #: **15139**

Issue Date:

Revision(s):

Item Number: **H-101B**

Item Description: **Typical Round Inside Trim - Throughout**

Item Quantity:

Manufacturer: Taymor

Address: 6460 Kennedy Road
Mississauga, ON L5T 2X4
CANADA

Phone: (905) 362-3660 800# : (800) 387-7064

Fax: (905) 362-3661

Contact:

E-mail: builders@taymor.com

Web: http://www.taymor.ca

Source: Taymor

Address: 6460 Kennedy Road
Mississauga ON L5T 2X4 Canada

Phone: (416) 899-7618 800#: (800) 387-7064

Fax: Mobile: (416) 899-7618

Contact:

E-mail: nmcbrayne@taymor.com

Web: taymor.ca

Model Number: 30-HDB1044BLK

Model Name: Premier Deadbolt - Inside Trim

Description: To be installed with (all to receive or match
black powdercoat finish):
H-100: Vega - Lever (30-D006434BLK)
H-101A: Premier Deadbolt - Builder Round
Dadbolt (30-D01SC404BLK)

Dimensions: ø2-12", Refer to Cut Sheet

Color/Finish: Matte Black



Notes: - Contractor to confirm door size, thickness of
door, and door function indicated on door
schedule to determine lockset function

Required Item(s) for Designer Approval Prior to Fabrication:

Prepared By: JACKY

☐ Seaming Diagram ☐ Strike-Off ☒ Finish Sample ☐ Cutting ☒ Shop Dwgs ☐ Prototype ☐ Flame Certificate

Instructions:

- 1 Submittal of shop drawings, finish samples, and/or prototype to Studio Munge for review and written approval
- 2 Refer to drawings for exact locations and/or mounting heights of furniture, fixtures, and equipment.
- 3 Purchasing Agent to submit all new substitutions to Studio Munge for written approval prior to manufacturing and purchasing.
- 4 All hardware to be contract quality.
- 5 Interior hardware (hinges, bolts, screws, anchors, etc.) to be non-corrosive.
- 6 Supplier to verify all hardware components before purchasing and installation.
- 7 All hardware to be contract quality.
Interior hardware (hinges, bolts, screws, anchors, etc.) to be non-corrosive.
- 9 Supplier to verify all hardware components before purchasing and installation.

Project Name: **Canopy Hotel Yorkville**

Project #: **15139**

Issue Date:

Revision(s):

Item Number: **H-102A**

Item Description: **Typical Toilet Partition Door Pull (8")**

Item Quantity:

Manufacturer: EMTEK

Address: 15250 E Stafford St
City of Industry CA 91744-

Phone: 800# : (800) 356-2741

Fax:

Contact:

E-mail:

Web: <http://emtek.com>

Source: ADH Hardware

Address: 1750 Avenue Rd,
Toronto ON M5M 3Y9 Canada

Phone: (416) 785-8393

Fax:

Contact: Shane DeNure

E-mail: shane@adhhardware.ca

Web: <http://www.adhhardware.ca/>

Model Number: 86184

Model Name: Baden Pull

Description: Contemporary Door Pull to be installed with:
H-102B Modern Push Plate (86436-US19)

Dimensions: 8-5/8"; Refer to Cut Sheet

Color/Finish: Flat Black (US19)

Notes: - Contractor to confirm door size, thickness of
door, and door function indicated on door
schedule to determine lockset function



Required Item(s) for Designer Approval Prior to Fabrication:

Prepared By: JACKY

☐ Seaming Diagram ☐ Strike-Off ☐ Finish Sample ☐ Cutting ☐ Shop Dwgs ☐ Prototype ☐ Flame Certificate

Instructions:

- 1 Submittal of shop drawings, finish samples, and/or prototype to Studio Munge for review and written approval
- 2 Refer to drawings for exact locations and/or mounting heights of furniture, fixtures, and equipment.
- 3 Purchasing Agent to submit all new substitutions to Studio Munge for written approval prior to manufacturing and purchasing.
- 4 All hardware to be contract quality.
- 5 Interior hardware (hinges, bolts, screws, anchors, etc.) to be non-corrosive.
- 6 Supplier to verify all hardware components before purchasing and installation.
- 7 All hardware to be contract quality.
Interior hardware (hinges, bolts, screws, anchors, etc.) to be non-corrosive.
- 9 Supplier to verify all hardware components before purchasing and installation.

Project Name: **Canopy Hotel Yorkville**

Project #: **15139**

Issue Date:

Revision(s):

Item Number: **H-102B**

Item Description: **Typical Toilet Partition Push Plate**

Item Quantity:

Manufacturer: EMTEK

Address: 15250 E Stafford St
City of Industry CA 91744-

Phone: 800# : (800) 356-2741

Fax:

Contact:

E-mail:

Web: <http://emtek.com>

Source: ADH Hardware

Address: 1750 Avenue Rd,
Toronto ON M5M 3Y9 Canada

Phone: (416) 785-8393

Fax:

Contact: Shane DeNure

E-mail: shane@adhhardware.ca

Web: <http://www.adhhardware.ca/>

Model Number: 86436

Model Name: Modern Push Plate

Description: To be installed with:
H-102A Baden Door Pull (86184-US19)

Dimensions: 3" W x 12" H; Refer to Cut Sheet

Color/Finish: Flat Black (US19)

Notes: All hardware and fasteners to be concealed
and/or to match adjacent hardware, to be
confirmed with designer



Required Item(s) for Designer Approval Prior to Fabrication:

Prepared By: JACKY

☐ Seaming Diagram ☐ Strike-Off ☒ Finish Sample ☐ Cutting ☒ Shop Dwgs ☐ Prototype ☐ Flame Certificate

Instructions:

- 1 Submittal of shop drawings, finish samples, and/or prototype to Studio Munge for review and written approval
- 2 Refer to drawings for exact locations and/or mounting heights of furniture, fixtures, and equipment.
- 3 Purchasing Agent to submit all new substitutions to Studio Munge for written approval prior to manufacturing and purchasing.
- 4 All hardware to be contract quality.
- 5 Interior hardware (hinges, bolts, screws, anchors, etc.) to be non-corrosive.
- 6 Supplier to verify all hardware components before purchasing and installation.
- 7 All hardware to be contract quality.
Interior hardware (hinges, bolts, screws, anchors, etc.) to be non-corrosive.
- 9 Supplier to verify all hardware components before purchasing and installation.

STUDIO MUNGE

Project Name: **Canopy Hotel Yorkville**

Project #: **15139**

Item Number: **H-102D**

Item Description: **Typical Round Occupancy Indicator - Throughout**

Issue Date:

Revision(s):

Item Quantity:

Manufacturer: EMTEK

Address: 15250 E Stafford St
City of Industry CA 91744-

Phone: 800# : (800) 356-2741

Fax:

Contact:

E-mail:

Web: <http://emtek.com>

Source: ADH Hardware

Address: 1750 Avenue Rd,
Toronto ON M5M 3Y9 Canada

Phone: (416) 785-8393

Fax:

Contact: Shane DeNure

E-mail: shane@adhhardware.ca

Web: <http://www.adhhardware.ca/>

Model Name: Modern Occupancy Indicator

Description: To be installed with (all to receive or match
black powdercoat finish):
H-100: Vega - Lever (30-D006434BLK)
H-102A: Modern Single Sided Deadbolt (8567)

Dimensions: Refer to Cut Sheet

Color/Finish: Flat Black Finish (US19)



Notes: - Contractor to confirm door size, thickness of
door, and door function indicated on door
schedule to determine lockset function

Required Item(s) for Designer Approval Prior to Fabrication:

Prepared By: JACKY

☐ Seaming Diagram ☐ Strike-Off ☒ Finish Sample ☐ Cutting ☒ Shop Dwgs ☐ Prototype ☐ Flame Certificate

Instructions:

- 1 Submittal of shop drawings, finish samples, and/or prototype to Studio Munge for review and written approval
- 2 Refer to drawings for exact locations and/or mounting heights of furniture, fixtures, and equipment.
- 3 Purchasing Agent to submit all new substitutions to Studio Munge for written approval prior to manufacturing and purchasing.
- 4 All hardware to be contract quality.
- 5 Interior hardware (hinges, bolts, screws, anchors, etc.) to be non-corrosive.
- 6 Supplier to verify all hardware components before purchasing and installation.
- 7 All hardware to be contract quality.
Interior hardware (hinges, bolts, screws, anchors, etc.) to be non-corrosive.
- 9 Supplier to verify all hardware components before purchasing and installation.

Project Name: **Canopy Hotel Yorkville**

Project #: **15139**

Item Number: **H-103A**

Item Description: **Typical 36" Ladder Style Pull Handle - Throughout**

Issue Date:

Revision(s):

Item Quantity:

Manufacturer: Richelieu Hardware

Address: 6425 Airport Road
Mississauga ON L4V 1E4 Canada

Phone: 416-564-3473 800 #: 800.361.6000

Fax:

Contact: Ayon Pratim

E-mail: apbanerjee@richelieu.com

Web: <http://www.richelieu.com/ca/en/>

Source: Richelieu Hardware

Address: 6425 Airport Road
Mississauga ON L4V 1E4 Canada

Phone: 800 #: 800.361.6000

Fax: Mobile: 416-564-3473

Contact: Ayon Banerjee

E-mail: apbanerjee@richelieu.com

Web: <http://www.richelieu.com/ca/en/>

Model Number: 701DH2R10336900
Model Name: 32 mm Diameter Back-to-Back Ladder Handle
Description: Door Handle
Dimensions: Overall Handle Length: 36" (915mm), Projection From Surface: 3" (76 mm)
Color/Finish: Matte Black



Required Item(s) for Designer Approval Prior to Fabrication:

Prepared By: JACKY

☐ Seaming Diagram ☐ Strike-Off ☒ Finish Sample ☐ Cutting ☒ Shop Dwgs ☐ Prototype ☐ Flame Certificate

Instructions:

- 1 Submittal of shop drawings, finish samples, and/or prototype to Studio Munge for review and written approval
- 2 Refer to drawings for exact locations and/or mounting heights of furniture, fixtures, and equipment.
- 3 Purchasing Agent to submit all new substitutions to Studio Munge for written approval prior to manufacturing and purchasing.
- 4 All hardware to be contract quality.
- 5 Interior hardware (hinges, bolts, screws, anchors, etc.) to be non-corrosive.
- 6 Supplier to verify all hardware components before purchasing and installation.
- 7 All hardware to be contract quality.
Interior hardware (hinges, bolts, screws, anchors, etc.) to be non-corrosive.
- 9 Supplier to verify all hardware components before purchasing and installation.

Project Name: **Canopy Hotel Yorkville**

Project #: **15139**

Item Number: **H-103B**

Item Description: **Typical 72" Ladder Style Pull Handle - Throughout**

Issue Date:

Revision(s):

Item Quantity:

Manufacturer: Richelieu Hardware

Address: 6425 Airport Road
Mississauga ON L4V 1E4 Canada

Phone: 416-564-3473 800# : 800.361.6000

Fax:

Contact: Ayon Pratim

E-mail: apbanerjee@richelieu.com

Web: <http://www.richelieu.com/ca/en/>

Source: Richelieu Hardware

Address: 6425 Airport Road
Mississauga ON L4V 1E4 Canada

Phone: 800#: 800.361.6000

Fax: Mobile: 416-564-3473

Contact: Ayon Banerjee

E-mail: apbanerjee@richelieu.com

Web: <http://www.richelieu.com/ca/en/>

Model Number: 701DH2R10372900
Model Name: 32 mm Diameter Back-to-Back Ladder Handle
Description: Door Handle
Dimensions: Overall Handle Length: 72" (1830mm), Projection From Surface: 3" (76 mm)
Color/Finish: Matte Black



Required Item(s) for Designer Approval Prior to Fabrication:

Prepared By: JACKY

☐ Seaming Diagram ☐ Strike-Off ☒ Finish Sample ☐ Cutting ☒ Shop Dwgs ☐ Prototype ☐ Flame Certificate

Instructions:

- 1 Submittal of shop drawings, finish samples, and/or prototype to Studio Munge for review and written approval
- 2 Refer to drawings for exact locations and/or mounting heights of furniture, fixtures, and equipment.
- 3 Purchasing Agent to submit all new substitutions to Studio Munge for written approval prior to manufacturing and purchasing.
- 4 All hardware to be contract quality.
- 5 Interior hardware (hinges, bolts, screws, anchors, etc.) to be non-corrosive.
- 6 Supplier to verify all hardware components before purchasing and installation.
- 7 All hardware to be contract quality.
Interior hardware (hinges, bolts, screws, anchors, etc.) to be non-corrosive.
- 9 Supplier to verify all hardware components before purchasing and installation.

Project Name: **Canopy Hotel Yorkville**

Project #: **15139**

Issue Date:

Revision(s):

Item Number: **H-104A**

Item Description: **Typical 3" Tab Drawer Pull**

Item Quantity:

Manufacturer: Mockett

Address: 1915 Abalone Ave
Torrance CA

Phone: (800) 523-1269

Fax:

Contact: COOKIE GUY

E-mail: cookie@mockett.com

Web: www.mockett.com

Source: Mockett

Address: 1915 Abalone Avenue
Torrance, CA 90501

Phone: 800-523-1269

Fax:

Contact:

E-mail:

Web: http://www.mockett.com/

Model Number: DP3A-90

Model Name: DP3 Series Tab Drawer Pull

Description: 1-1/2" Profile

Dimensions: 3" Overall Length x 1 1/2" Projection, 2" CTC

Color/Finish: Matte Black



Required Item(s) for Designer Approval Prior to Fabrication:

Prepared By: JACKY

☐ Seaming Diagram ☐ Strike-Off ☒ Finish Sample ☐ Cutting ☒ Shop Dwg's ☐ Prototype ☐ Flame Certificate

Instructions:

- 1 Submittal of shop drawings, finish samples, and/or prototype to Studio Munge for review and written approval
- 2 Refer to drawings for exact locations and/or mounting heights of furniture, fixtures, and equipment.
- 3 Purchasing Agent to submit all new substitutions to Studio Munge for written approval prior to manufacturing and purchasing.
- 4 All hardware to be contract quality.
- 5 Interior hardware (hinges, bolts, screws, anchors, etc.) to be non-corrosive.
- 6 Supplier to verify all hardware components before purchasing and installation.
- 7 All hardware to be contract quality.
Interior hardware (hinges, bolts, screws, anchors, etc.) to be non-corrosive.
- 9 Supplier to verify all hardware components before purchasing and installation.

Project Name: **Canopy Hotel Yorkville**

Project #: **15139**

Issue Date:

Revision(s):

Item Number: **H-104B**

Item Description: **Typical 6" Tab Drawer Pull**

Item Quantity:

Manufacturer: Mockett

Address: 1915 Abalone Ave
Torrance CA

Phone: (800) 523-1269

Fax:

Contact: COOKIE GUY

E-mail: cookie@mockett.com

Web: www.mockett.com

Source: Mockett

Address: 1915 Abalone Avenue
Torrance, CA 90501

Phone: 800-523-1269

Fax:

Contact:

E-mail:

Web: http://www.mockett.com/

Model Number: DP3C-90

Model Name: DP3 Series Tab Drawer Pull

Description: 1-1/2" Profile

Dimensions: 6" Overall Length x 1 1/2" Projection, 5" CTC

Color/Finish: Matte Black



Required Item(s) for Designer Approval Prior to Fabrication:

Prepared By: JACKY

☐ Seaming Diagram ☐ Strike-Off ☒ Finish Sample ☐ Cutting ☐ Shop Dwgs ☐ Prototype ☐ Flame Certificate

Instructions:

- 1 Submittal of shop drawings, finish samples, and/or prototype to Studio Munge for review and written approval
- 2 Refer to drawings for exact locations and/or mounting heights of furniture, fixtures, and equipment.
- 3 Purchasing Agent to submit all new substitutions to Studio Munge for written approval prior to manufacturing and purchasing.
- 4 All hardware to be contract quality.
- 5 Interior hardware (hinges, bolts, screws, anchors, etc.) to be non-corrosive.
- 6 Supplier to verify all hardware components before purchasing and installation.
- 7 All hardware to be contract quality.
Interior hardware (hinges, bolts, screws, anchors, etc.) to be non-corrosive.
- 9 Supplier to verify all hardware components before purchasing and installation.

Project Name: **Canopy Hotel Yorkville**

Project #: **15139**

Issue Date:

Revision(s):

Item Number: **H-104C**

Item Description: **Typical 12" Tab Drawer Pull**

Item Quantity:

Manufacturer: Mockett

Address: 1915 Abalone Ave
Torrance CA

Phone: (800) 523-1269

Fax:

Contact: COOKIE GUY

E-mail: cookie@mockett.com

Web: www.mockett.com

Source: Mockett

Address: 1915 Abalone Avenue
Torrance, CA 90501

Phone: 800-523-1269

Fax:

Contact:

E-mail:

Web: http://www.mockett.com/

Model Number: DP3F-90

Model Name: DP3 Series Tab Drawer Pull

Description: 1-1/2" Profile

Dimensions: 12" Overall Length x 1 1/2" Projection, 3-5/18" CTC

Color/Finish: Matte Black



Required Item(s) for Designer Approval Prior to Fabrication:

Prepared By: JACKY

☐ Seaming Diagram ☐ Strike-Off ☒ Finish Sample ☐ Cutting ☐ Shop Dwgs ☐ Prototype ☐ Flame Certificate

Instructions:

- 1 Submittal of shop drawings, finish samples, and/or prototype to Studio Munge for review and written approval
- 2 Refer to drawings for exact locations and/or mounting heights of furniture, fixtures, and equipment.
- 3 Purchasing Agent to submit all new substitutions to Studio Munge for written approval prior to manufacturing and purchasing.
- 4 All hardware to be contract quality.
- 5 Interior hardware (hinges, bolts, screws, anchors, etc.) to be non-corrosive.
- 6 Supplier to verify all hardware components before purchasing and installation.
- 7 All hardware to be contract quality.
Interior hardware (hinges, bolts, screws, anchors, etc.) to be non-corrosive.
- 9 Supplier to verify all hardware components before purchasing and installation.

STUDIO MUNGE

Project Name: **Canopy Hotel Yorkville**

Project #: **15139**

Issue Date:

Revision(s): **12/14/20 Δ 1**

Specification Revised As Per Paint & Tile Tender

Item Number: **H-105**

Item Description: **U/V Washroom 24" Grab Bar**

Item Quantity:

Manufacturer: Kartners Bathroom Accessories

Address: 1146 15th St. W
North Vancouver BC V7P 1M9 Canada

Phone: (604) 628-0567

Fax:

Contact:

E-mail:

Web: <http://www.kartners.com>

Source: Arnhold & Co., Ltd.

Address: 6/F, Victoria Centre,
15 Watson Road
Hongkong China

Phone: (852) 2806 4550

Fax: (852) 2887 1851

Contact: Raymond Yeung

E-mail: raymondyeung@arnhold.com.hk

Web: <http://www.arnhold.com.hk/zh/home/>

Model Number: 8289124

Model Name: Round Escutcheon

Description: Project Collection: Grab Bar

Dimensions: Refer to Cut Sheet

Color/Finish: ***Special Finish: Matte Black**



Notes: - Application of grab bar to be installed to local universal washroom code

Required Item(s) for Designer Approval Prior to Fabrication:

Prepared By: JACKY

☐ Seaming Diagram ☐ Strike-Off ☒ Finish Sample ☐ Cutting ☐ Shop Dwgs ☒ Prototype ☐ Flame Certificate

Instructions:

- 1 Submittal of shop drawings, finish samples, and/or prototype to Studio Munge for review and written approval
- 2 Refer to drawings for exact locations and/or mounting heights of furniture, fixtures, and equipment.
- 3 Purchasing Agent to submit all new substitutions to Studio Munge for written approval prior to manufacturing and purchasing.
- 4 All hardware to be contract quality.
- 5 Interior hardware (hinges, bolts, screws, anchors, etc.) to be non-corrosive.
- 6 Supplier to verify all hardware components before purchasing and installation.
- 7 All hardware to be contract quality.
Interior hardware (hinges, bolts, screws, anchors, etc.) to be non-corrosive.
- 9 Supplier to verify all hardware components before purchasing and installation.


H-105

PROJECT COLLECTION

Grab Bar

Available In: 12"/18"/24"/32"/36"/42"

Item # 8289112/9118/9124/9132/9136/9142



FEATURES

- Twist on/off Rosette
- ADA compliant
- Modern styling
- Durable finishes
- Concealed installation

WARRANTY

- Lifetime limited (Residential use)
- One Year (Commercial use)

FINISHES STOCKED IN

- Polished Chrome (99)
- Polished Nickel (68)
- Brushed Nickel (81)

SPECIAL FINISHES AVAILABLE

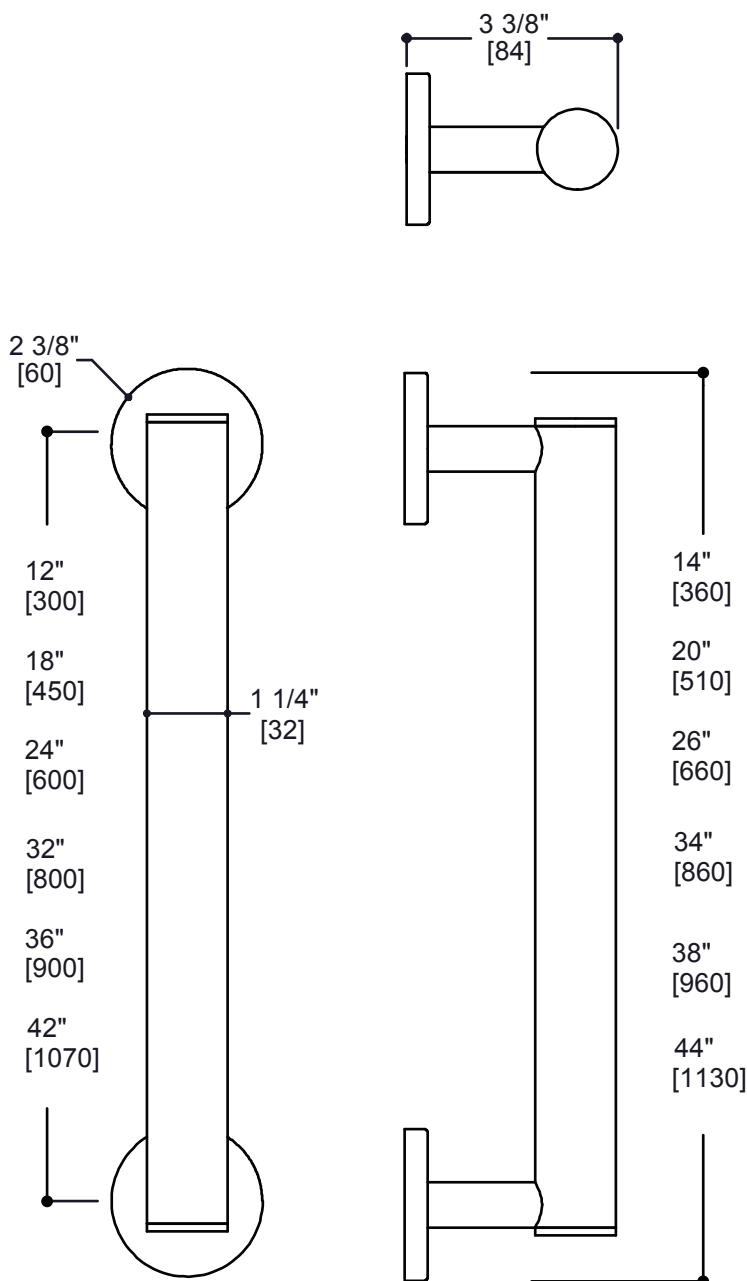
- Brushed Chrome (85)
- Unlacquered brass (75)
- Glossy White (62)
- New World Bronze (80)
- Matte White (26)
- Matte Black (48)**

- | | |
|-----------------------|------------------------|
| Antique Nickel (91) | Polished Gold (12) |
| Brushed Gold (22) | Brushed Brass (78) |
| Black Nickel (40) | Antique Copper (55) |
| Polished Brass (72) | Antique Brass (69) |
| Champagne Bronze (30) | Oil Rubbed Bronze (21) |
| Brushed Bronze (25) | Titanium (33) |
| Brushed Copper (65) | Antique Black (45) |

※ Above finishes are not available for 8289142

MOUNTING HARDWARE

- Mounting kit included



Note: Dimensions and specifications are subject to change without notice.

STUDIO MUNGE

Project Name: **Canopy Hotel Yorkville**

Project #: **15139**

Issue Date:

Revision(s): **12/14/20** **Δ 1**

Specification Revised As Per Paint & Tile Tender

Item Number: **H-105A**

Item Description: **U/V Washroom 24" Grab Bar**

Item Quantity:

Manufacturer: FreedomShowers

Source: FreedomShowers

Address: Accessibility Professionals Inc.
123-4 Alliance Blvd.
Barrie On L4M 7G3 Canada

Address: Accessibility Professionals Inc.
123-4 Alliance Blvd.
Barrie ON L4M 7G3 Canada

Phone: 800# : (877) 947-7769

Phone: 800#: (877) 947-7769

Fax:

Fax:

Contact:

Contact:

E-mail: info@accessibilitypro.com

E-mail: info@accessibilitypro.com

Web: https://freedomshowers.com

Web: https://freedomshowers.com

Model Number: AFGSSI-180HEW

Model Name: Institutional Grab Bar

Dimensions: 24" L; 1-1/2" Dia.

Color/Finish: ***Special Finish: Matte Black**



Notes: -Application of grab bar to be installed to local
universal washroom code

Required Item(s) for Designer Approval Prior to Fabrication:

Prepared By: JACKY

☐ Seaming Diagram ☐ Strike-Off ☐ Finish Sample ☐ Cutting ☐ Shop Dwgs ☐ Prototype ☐ Flame Certificate

Instructions:


- 1 Submittal of shop drawings, finish samples, and/or prototype to Studio Munge for review and written approval
- 2 Refer to drawings for exact locations and/or mounting heights of furniture, fixtures, and equipment.
- 3 Purchasing Agent to submit all new substitutions to Studio Munge for written approval prior to manufacturing and purchasing.
- 4 All hardware to be contract quality.
- 5 Interior hardware (hinges, bolts, screws, anchors, etc.) to be non-corrosive.
- 6 Supplier to verify all hardware components before purchasing and installation.
- 7 All hardware to be contract quality.
Interior hardware (hinges, bolts, screws, anchors, etc.) to be non-corrosive.
- 9 Supplier to verify all hardware components before purchasing and installation.

PROJECT COLLECTION

Grab Bar

Available In: 12"/18"/24"/32"/36"/42"

Item # 8289112/9118/9124/9132/9136/9142



FEATURES

- Twist on/off Rosette
- ADA compliant
- Modern styling
- Durable finishes
- Concealed installation

WARRANTY

- Lifetime limited (Residential use)
- One Year (Commercial use)

FINISHES STOCKED IN

- Polished Chrome (99)
- Polished Nickel (68)
- Brushed Nickel (81)

SPECIAL FINISHES AVAILABLE

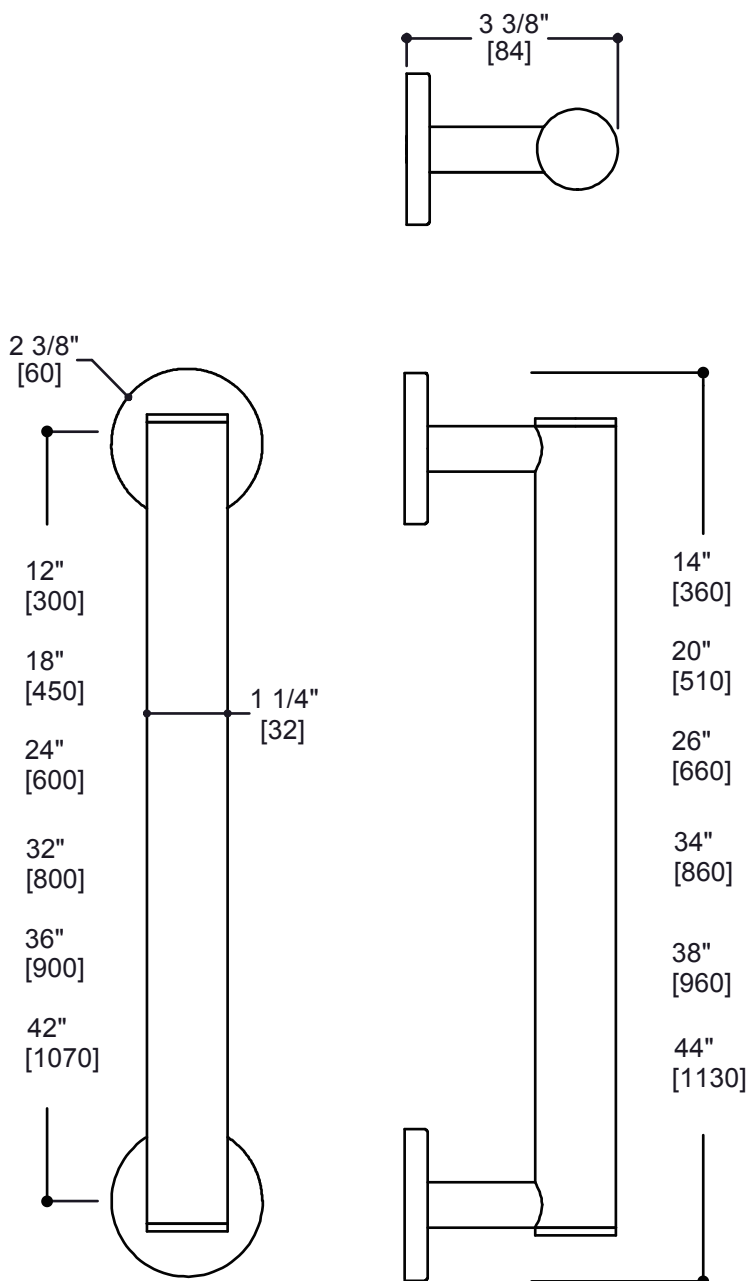
- Brushed Chrome (85)
- Unlacquered brass (75)
- Glossy White (62)
- New World Bronze (80)
- Matte White (26)
- Matte Black (48)**

- | | |
|-----------------------|------------------------|
| Antique Nickel (91) | Polished Gold (12) |
| Brushed Gold (22) | Brushed Brass (78) |
| Black Nickel (40) | Antique Copper (55) |
| Polished Brass (72) | Antique Brass (69) |
| Champagne Bronze (30) | Oil Rubbed Bronze (21) |
| Brushed Bronze (25) | Titanium(33) |
| Brushed Copper (65) | Antique Black (45) |

※ Above finishes are not available for 8289142

MOUNTING HARDWARE

- Mounting kit included



Note: Dimensions and specifications are subject to change without notice.

STUDIO MUNGE

Project Name: **Canopy Hotel Yorkville**

Project #: **15139**

Issue Date:

Revision(s): **12/14/20 Δ 1**

Specification Revised As Per Paint & Tile Tender

Item Number: **H-106**

Item Description: **U/V Washroom "L" Grab Bar**

Item Quantity:

Manufacturer: Kartners Bathroom Accessories
Address: 1146 15th St. W
North Vancouver BC V7P 1M9 Canada

Phone: (604) 628-0567

Fax:

Contact:

E-mail:

Web: <http://www.kartners.com>

Source: Arnhold & Co., Ltd.

Address: 6/F, Victoria Centre,
15 Watson Road
Hongkong China

Phone: (852) 2806 4550

Fax: (852) 2887 1851

Contact: Raymond Yeung

E-mail: raymondyeung@arnhold.com.hk

Web: <http://www.arnhold.com.hk/zh/home/>

Model Number: 8289101

Model Name: Angle Grab Bar

Description: Orientation of grab bar varies; suitable grab bar
in relation to adjacent partition
- 8289101 (right)
- 8289101L (left)

Dimensions: Refer to Cut Sheet

Color/Finish: ***Special Finish: Matte Black**

Notes: -Application of grab bar to be installed to local
universal washroom code



Required Item(s) for Designer Approval Prior to Fabrication:

Prepared By: JACKY

☐ Seaming Diagram ☐ Strike-Off ☒ Finish Sample ☐ Cutting ☐ Shop Dwgs ☒ Prototype ☐ Flame Certificate


Instructions:

- 1 Submittal of shop drawings, finish samples, and/or prototype to Studio Munge for review and written approval
- 2 Refer to drawings for exact locations and/or mounting heights of furniture, fixtures, and equipment.
- 3 Purchasing Agent to submit all new substitutions to Studio Munge for written approval prior to manufacturing and purchasing.
- 4 All hardware to be contract quality.
- 5 Interior hardware (hinges, bolts, screws, anchors, etc.) to be non-corrosive.
- 6 Supplier to verify all hardware components before purchasing and installation.
- 7 All hardware to be contract quality.
Interior hardware (hinges, bolts, screws, anchors, etc.) to be non-corrosive.
- 9 Supplier to verify all hardware components before purchasing and installation.

PROJECT COLLECTION

Angle Grab Bar - Right

Item # 8289101



FEATURES

- Twist on/off Rosette
- ADA compliant
- Modern styling
- Durable finishes
- Concealed installation

WARRANTY

- Lifetime limited (Residential use)
- One Year (Commercial use)

FINISHES STOCKED IN

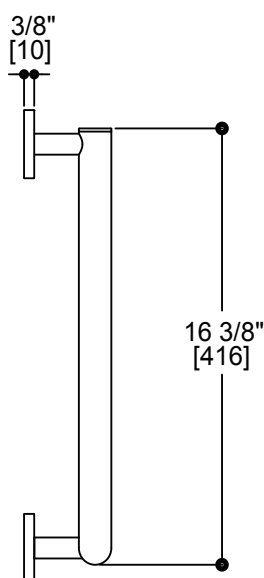
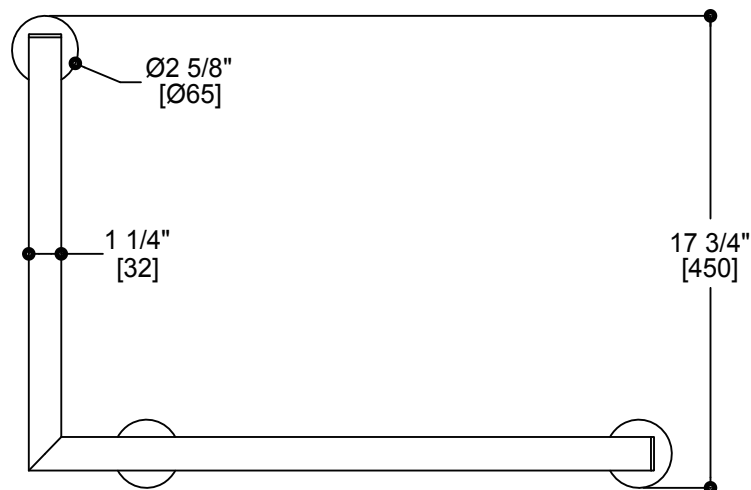
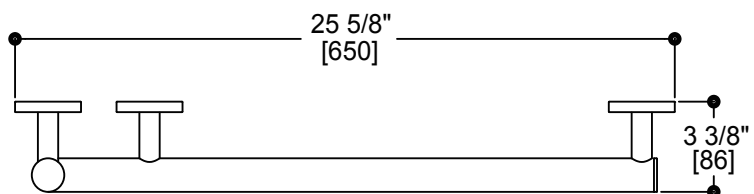
- Polished Chrome (99)
- Brushed Nickel (81)
- Polished Nickel (68)

SPECIAL FINISHES AVAILABLE

- Antique Nickel (91)
- Polished Gold (12)
- Brushed Gold (22)
- Brushed Brass (78)
- Black Nickel (40)
- Antique Copper (55)
- Polished Brass (72)
- Antique Brass (69)
- Brushed Chrome (85)
- Oil Rubbed Bronze (21)
- Brushed Bronze (25)
- Titanium (33)
- Glossy White (62)
- Unlacquered brass (75)
- Matte White (26)
- New World Bronze (80)
- Brushed Copper (65)
- Antique Black (45)
- Champagne Bronze (30)
- Matte Black (48)**

MOUNTING HARDWARE

- Mounting kit included



Note: Dimensions and specifications are subject to change without notice.

STUDIO MUNGE

Project Name: **Canopy Hotel Yorkville**

Project #: **15139**

Issue Date:

Revision(s): **12/14/20** **Δ 1**

Specification Deleted As Per Paint & Tile Tender

Item Number: **H-106A**

Item Description: **U/V Washroom "L" Grab Bar**

Item Quantity:

Manufacturer: FreedomShowers

Source: FreedomShowers

Address: Accessibility Professionals Inc.
123-4 Alliance Blvd.
Barrie On L4M 7G3 Canada

Address: Accessibility Professionals Inc.
123-4 Alliance Blvd.
Barrie ON L4M 7G3 Canada

Phone: 800# : (877) 947-7769

Phone: 800# : (877) 947-7769

Fax:

Fax:

Contact:

Contact:

E-mail: info@accessibilitypro.com

E-mail: info@accessibilitypro.com

Web: https://freedomshowers.com

Web: https://freedomshowers.com

Model Number: APFGSVL-360360HCR

Model Name: L-Shaped Grab Bar

Description: Orientation of grab bar varies; specify suitable grab bar in relation to adjacent partition
- Right
- Left

Dimensions: 36" L x 36" H, 1-1/2" Dia.

Color/Finish: Special Finish: Matte White

Notes: -Application of grab bar to be installed to local universal washroom code

Required Item(s) for Designer Approval Prior to Fabrication:

Prepared By: JACKY

☐ Seaming Diagram ☐ Strike-Off ☐ Finish Sample ☐ Cutting ☐ Shop Dwgs ☐ Prototype ☐ Flame Certificate

Instructions:

Instructions:

- 1 Submittal of shop drawings, finish samples, and/or prototype to Studio Munge for review and written approval
- 2 Refer to drawings for exact locations and/or mounting heights of furniture, fixtures, and equipment.
- 3 Purchasing Agent to submit all new substitutions to Studio Munge for written approval prior to manufacturing and purchasing.
- 4 All hardware to be contract quality.
- 5 Interior hardware (hinges, bolts, screws, anchors, etc.) to be non-corrosive.
- 6 Supplier to verify all hardware components before purchasing and installation.
- 7 All hardware to be contract quality.
Interior hardware (hinges, bolts, screws, anchors, etc.) to be non-corrosive.
- 9 Supplier to verify all hardware components before purchasing and installation.

STUDIO MUNGE

Project Name: **Canopy Hotel Yorkville**

Project #: **15139**

Issue Date:

Revision(s):

Item Number: **H-107**

Item Description: **U/V Barrier Free Shower Seat**

Item Quantity:

Manufacturer: Transolid

Address: 800 Bronze Road.
Warren, OH-44483.

Phone:

Fax:

Contact:

E-mail: sales@transolid.com

Web:

Source: Transolid

Address: 800 Bronze Road.
Warren, OH-44483.

Phone:

Fax:

Contact:

E-mail: sales@transolid.com

Web:

Model Number: TFSS1313-09

Model Name: Folding Shower Bench

Description: Transolid Studio Shower Seat

Dimensions: Refer to Cut Sheet

Color/Finish: Black



Required Item(s) for Designer Approval Prior to Fabrication:

Prepared By: JACKY

☐ Seaming Diagram ☐ Strike-Off ☒ Finish Sample ☐ Cutting ☒ Shop Dwg's ☐ Prototype ☐ Flame Certificate

Instructions:

- 1 Submittal of shop drawings, finish samples, and/or prototype to Studio Munge for review and written approval
- 2 Refer to drawings for exact locations and/or mounting heights of furniture, fixtures, and equipment.
- 3 Purchasing Agent to submit all new substitutions to Studio Munge for written approval prior to manufacturing and purchasing.
- 4 All hardware to be contract quality.
- 5 Interior hardware (hinges, bolts, screws, anchors, etc.) to be non-corrosive.
- 6 Supplier to verify all hardware components before purchasing and installation.
- 7 All hardware to be contract quality.
Interior hardware (hinges, bolts, screws, anchors, etc.) to be non-corrosive.
- 9 Supplier to verify all hardware components before purchasing and installation.

Project Name: **Canopy Hotel Yorkville**

Project #: **15139**

Issue Date:

Revision(s):

Item Number: **H-108A**

Item Description: **Shower Door Pull - Towel Bar**

Item Quantity:

Manufacturer: CR Laurence

Address: 65 Tigi Court
Concord ON L4K 5E4 Canada

Phone: 800# : 8004216144

Fax: 800-262-3299 Other: (416) 371-5219

Contact: Paul Kennedy

E-mail: paul_kennedy@crlaurence.com

Web: http://www.crlaurence.ca/

Source: C.R. Laurence

Address: 65 Tigi Court
Concord ON L4K 5E4 Canada

Phone: 905.303.7966 800#: 262-3299

Fax: 905.303.7965

Contact: Jane Hanna

E-mail: jane_hanna@crlaurence.com

Web: http://www.crlaurence.ca/

Model Number: SQ18X18MBL

Model Name: CRL 18" SQ Style 18"

Description: Back-to-Back Towel Bar

Dimensions: 18"L; Projection 2-1/2"

Color/Finish: Matte Black



Required Item(s) for Designer Approval Prior to Fabrication:

Prepared By: JACKY

☐ Seaming Diagram ☐ Strike-Off ☒ Finish Sample ☐ Cutting ☒ Shop Dwgs ☐ Prototype ☐ Flame Certificate

Instructions:

- 1 Submittal of shop drawings, finish samples, and/or prototype to Studio Munge for review and written approval
- 2 Refer to drawings for exact locations and/or mounting heights of furniture, fixtures, and equipment.
- 3 Purchasing Agent to submit all new substitutions to Studio Munge for written approval prior to manufacturing and purchasing.
- 4 All hardware to be contract quality.
- 5 Interior hardware (hinges, bolts, screws, anchors, etc.) to be non-corrosive.
- 6 Supplier to verify all hardware components before purchasing and installation.
- 7 All hardware to be contract quality.
Interior hardware (hinges, bolts, screws, anchors, etc.) to be non-corrosive.
- 9 Supplier to verify all hardware components before purchasing and installation.

Project Name: **Canopy Hotel Yorkville**

Project #: **15139**

Issue Date:

Revision(s):

Item Number: **H-108B**

Item Description: **Glass Swinging Door Lock**

Item Quantity:

Manufacturer: CR Laurence

Address: 65 Tigi Court
Concord ON L4K 5E4 Canada

Phone: 800#: 8004216144

Fax: 800-262-3299 Other: (416) 371-5219

Contact: Paul Kennedy

E-mail: paul_kennedy@crlaurence.com

Web: http://www.crlaurence.ca/

Source: C.R. Laurence

Address: 65 Tigi Court
Concord ON L4K 5E4 Canada

Phone: 905.303.7966 800#: 262-3299

Fax: 905.303.7965

Contact: Jane Hanna

E-mail: jane_hanna@crlaurence.com

Web: http://www.crlaurence.ca/

Model Number: 700C0RB

Model Name: Glass Swinging Door Lock w/ Indicator

Dimensions: 2-1/4" L x 3-1/2" H; Refer to Cut Sheet

Color/Finish: Special Finish: Matte Black

Notes: -Finish to match adjacent shower hardware,
Finish to be coordinated and approved by
designer



Required Item(s) for Designer Approval Prior to Fabrication:

Prepared By: JACKY

☐ Seaming Diagram ☐ Strike-Off ☒ Finish Sample ☐ Cutting ☒ Shop Dwgs ☒ Prototype ☐ Flame Certificate

Instructions:

- 1 Submittal of shop drawings, finish samples, and/or prototype to Studio Munge for review and written approval
- 2 Refer to drawings for exact locations and/or mounting heights of furniture, fixtures, and equipment.
- 3 Purchasing Agent to submit all new substitutions to Studio Munge for written approval prior to manufacturing and purchasing.
- 4 All hardware to be contract quality.
- 5 Interior hardware (hinges, bolts, screws, anchors, etc.) to be non-corrosive.
- 6 Supplier to verify all hardware components before purchasing and installation.
- 7 All hardware to be contract quality.
Interior hardware (hinges, bolts, screws, anchors, etc.) to be non-corrosive.
- 9 Supplier to verify all hardware components before purchasing and installation.

Project Name: **Canopy Hotel Yorkville**

Project #: **15139**

Issue Date:

Revision(s):

Item Number: **H-108C**

Item Description: **Typical Glass Door Hinge**

Item Quantity:

Manufacturer: CR Laurence

Address: 65 Tigi Court
Concord ON L4K 5E4 Canada

Phone: 800 #: 8004216144

Fax: 800-262-3299 Other: (416) 371-5219

Contact: Paul Kennedy

E-mail: paul_kennedy@crlaurence.com

Web: http://www.crlaurence.ca/

Source: C.R. Laurence

Address: 65 Tigi Court
Concord ON L4K 5E4 Canada

Phone: 905.303.7966 800#: 262-3299

Fax: 905.303.7965

Contact: Jane Hanna

E-mail: jane_hanna@crlaurence.com

Web: http://www.crlaurence.ca/


Model Number: V1E3370RB

Model Name: Vienna 337 Series

Description: Adjustable wall mount full back plate hinge

Dimensions: Refer to Cut Sheet

Color/Finish: Special Finish: Matte Black



Notes: -Finish to match adjacent shower hardware,
Finish to be coordinated and approved by
designer

Required Item(s) for Designer Approval Prior to Fabrication:

Prepared By: JACKY

☐ Seaming Diagram ☐ Strike-Off ☒ Finish Sample ☐ Cutting ☒ Shop Dwgs ☒ Prototype ☐ Flame Certificate

Instructions:

- 1 Submittal of shop drawings, finish samples, and/or prototype to Studio Munge for review and written approval
- 2 Refer to drawings for exact locations and/or mounting heights of furniture, fixtures, and equipment.
- 3 Purchasing Agent to submit all new substitutions to Studio Munge for written approval prior to manufacturing and purchasing.
- 4 All hardware to be contract quality.
- 5 Interior hardware (hinges, bolts, screws, anchors, etc.) to be non-corrosive.
- 6 Supplier to verify all hardware components before purchasing and installation.
- 7 All hardware to be contract quality.
Interior hardware (hinges, bolts, screws, anchors, etc.) to be non-corrosive.
- 9 Supplier to verify all hardware components before purchasing and installation.

Project Name: **Canopy Hotel Yorkville**

Project #: **15139**

Issue Date:

Revision(s):

Item Number: **H-109**

Item Description: **Typical Toilet Paper Holder**

Item Quantity:

Manufacturer: Kartners Bathroom Accessories

Address: 1146 15th St. W
North Vancouver BC V7P 1M9 Canada

Phone: (604) 628-0567

Fax:

Contact:

E-mail:

Web: <http://www.kartners.com>

Source: Arnhold & Co., Ltd.

Address: 6/F, Victoria Centre,
15 Watson Road
Hongkong China

Phone: (852) 2806 4550

Fax: (852) 2887 1851

Contact: Raymond Yeung

E-mail: raymondyeung@arnhold.com.hk

Web: <http://www.arnhold.com.hk/zh/home/>

Model Number: 711155

Model Name: Double Tissue Holder W/ Shelf

Dimensions: 11 13/16" L x 3 7/16" W x 2 15/16" H

Color/Finish: Matte Black (48)



Required Item(s) for Designer Approval Prior to Fabrication:

Prepared By: JACKY

☐ Seaming Diagram ☐ Strike-Off ☒ Finish Sample ☐ Cutting ☐ Shop Dwgs ☒ Prototype ☐ Flame Certificate

Instructions:

- 1 Submittal of shop drawings, finish samples, and/or prototype to Studio Munge for review and written approval
- 2 Refer to drawings for exact locations and/or mounting heights of furniture, fixtures, and equipment.
- 3 Purchasing Agent to submit all new substitutions to Studio Munge for written approval prior to manufacturing and purchasing.
- 4 All hardware to be contract quality.
- 5 Interior hardware (hinges, bolts, screws, anchors, etc.) to be non-corrosive.
- 6 Supplier to verify all hardware components before purchasing and installation.
- 7 All hardware to be contract quality.
Interior hardware (hinges, bolts, screws, anchors, etc.) to be non-corrosive.
- 9 Supplier to verify all hardware components before purchasing and installation.

Project Name: **Canopy Hotel Yorkville**

Project #: **15139**

Issue Date:

Revision(s):

Item Number: **H-110**

Item Description: **Typical Washroom Robe Hook**

Item Quantity:

Manufacturer: Kohler Canada Co.

Address: 60 Grove Park Cres
Toronto ON M2J 2C8 Canada

Phone: (416) 716-0536 800 #: (800) 421-9559

Fax: (416) 225-5857

Contact: Richard Good

E-mail: richard.good@kohler.com

Web: www.kohler.com

Source: Kohler Canada Co.

Address: 60 Grove Park Cres
Toronto on M2J 2C8 Canada

Phone: (416) 716-0536 800#: (800) 421-9559

Fax: (416) 494-1999

Contact: Richard Good

E-mail: richard.good@kohler.com

Web: www.kohler.com

Model Number: K-14443-BL

Model Name: Purist

Description: Robe Hook

Dimensions: 1-3/4" x 1-7/8" x 1-7/8"; Refer to Cut Sheet

Color/Finish: Matte Black



Required Item(s) for Designer Approval Prior to Fabrication:

Prepared By: JACKY

☐ Seaming Diagram ☐ Strike-Off ☒ Finish Sample ☐ Cutting ☐ Shop Dwgs ☒ Prototype ☐ Flame Certificate

Instructions:

- 1 Submittal of shop drawings, finish samples, and/or prototype to Studio Munge for review and written approval
- 2 Refer to drawings for exact locations and/or mounting heights of furniture, fixtures, and equipment.
- 3 Purchasing Agent to submit all new substitutions to Studio Munge for written approval prior to manufacturing and purchasing.
- 4 All hardware to be contract quality.
- 5 Interior hardware (hinges, bolts, screws, anchors, etc.) to be non-corrosive.
- 6 Supplier to verify all hardware components before purchasing and installation.
- 7 All hardware to be contract quality.
Interior hardware (hinges, bolts, screws, anchors, etc.) to be non-corrosive.
- 9 Supplier to verify all hardware components before purchasing and installation.

Project Name: **Canopy Hotel Yorkville**

Project #: **15139**

Issue Date:

Revision(s):

Item Number: **H-111**

Item Description: **Typical Door Stop**

Item Quantity:

Manufacturer: EMTEK

Address: 15250 E Stafford St
City of Industry CA 91744-

Phone: 800# : (800) 356-2741

Fax:

Contact:

E-mail:

Web: <http://emtek.com>

Source: ADH Hardware

Address: 1750 Avenue Rd,
Toronto ON M5M 3Y9 Canada

Phone: (416) 785-8393

Fax:

Contact: Shane DeNure

E-mail: shane@adhhardware.ca

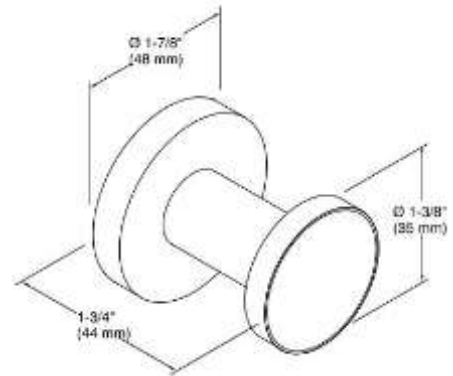
Web: <http://www.adhhardware.ca/>

Model Number: 2258

Model Name: Cylinder Floor Bumper

Dimensions: 2" Dia; Refer to Cut Sheet

Color/Finish: Matte Black (US19)



Required Item(s) for Designer Approval Prior to Fabrication:

Prepared By: JACKY

☐ Seaming Diagram ☐ Strike-Off ☒ Finish Sample ☐ Cutting ☒ Shop Dwgs ☐ Prototype ☐ Flame Certificate

Instructions:

- 1 Submittal of shop drawings, finish samples, and/or prototype to Studio Munge for review and written approval
- 2 Refer to drawings for exact locations and/or mounting heights of furniture, fixtures, and equipment.
- 3 Purchasing Agent to submit all new substitutions to Studio Munge for written approval prior to manufacturing and purchasing.
- 4 All hardware to be contract quality.
- 5 Interior hardware (hinges, bolts, screws, anchors, etc.) to be non-corrosive.
- 6 Supplier to verify all hardware components before purchasing and installation.
- 7 All hardware to be contract quality.
Interior hardware (hinges, bolts, screws, anchors, etc.) to be non-corrosive.
- 9 Supplier to verify all hardware components before purchasing and installation.

Project Name: **Canopy Hotel Yorkville**

Project #: **15139**

Item Number: **H-112**

Item Description: **Horizontal, Wall Mounted Baby Changing Station**

Issue Date:

Revision(s):

Item Quantity:

Manufacturer: Koala Kare

Address: 6982 S. Quentin Street Centennial, CO
80112

Phone: (888) 733-3456

Fax:

Contact:

E-mail: customerservice@koalabear.com

Web: http://www.koalabear.com/

Source: Allied Technical Sales

Address: 10 Thornmount Dr
Toronto ON M1B 3J4 Canada

Phone: 416-444-0535

Fax:

Contact: Bill Petro

E-mail: sales@ats-sales.ca

Web: ats-sales.ca

Model Number: KB110-SSWM

Model Name: Horizontal, Wall-Mounted Baby Changing Station

Dimensions: 35 1/4" W, 20" H. Depth: Closed 4", Extended 15
3/16"; Refer to Cut Sheet

Color/Finish: Exterior Finish: Satin Stainless Steel; Interior Finish:
Grey Polyethylene



Notes: Baby changing station to be installed at an
appropriate height, refer to cut sheet for
information

Required Item(s) for Designer Approval Prior to Fabrication:

Prepared By: JACKY

☐ Seaming Diagram ☐ Strike-Off ☒ Finish Sample ☐ Cutting ☒ Shop Dwgs ☐ Prototype ☐ Flame Certificate

Instructions:

- 1 Submittal of shop drawings, finish samples, and/or prototype to Studio Munge for review and written approval
- 2 Refer to drawings for exact locations and/or mounting heights of furniture, fixtures, and equipment.
- 3 Purchasing Agent to submit all new substitutions to Studio Munge for written approval prior to manufacturing and purchasing.
- 4 All hardware to be contract quality.
- 5 Interior hardware (hinges, bolts, screws, anchors, etc.) to be non-corrosive.
- 6 Supplier to verify all hardware components before purchasing and installation.
- 7 All hardware to be contract quality.
Interior hardware (hinges, bolts, screws, anchors, etc.) to be non-corrosive.
- 9 Supplier to verify all hardware components before purchasing and installation.

Project Name: **Canopy Hotel Yorkville**

Project #: **15139**

Item Number: **H-113**

Item Description: **Typical Millwork Hardware - Keyless
Locker Lock**

Issue Date:

Revision(s):

Item Quantity:

Manufacturer: Keyless

Source: keyless

Address: 1825 W. Walnut Hill Ln. Suite 102
Irving TX 75038

Address: 1825 W. Walnut Hill Ln. Suite 102
Irving TX 75038

Phone: +1-972-331-2770

Phone: (972) 331-2770

Fax:

Fax:

Contact:

Contact:

E-mail: info@keyless.co

E-mail: info@keyless.co

Web: https://www.keyless.co

Web: https://www.keyless.co

Model Number: KEYLESS1-BN

Model Name: Keyless Locker Lock Set

Dimensions: Refer to Cut Sheet & Drawings

Color/Finish: Black Nckel



KEYLESS 1- Black Nickel | PREMIUM FINISH
Model: KEYLESS1-BN

Required Item(s) for Designer Approval Prior to Fabrication:

Prepared By: JACKY

☐ Seaming Diagram ☐ Strike-Off ☐ Finish Sample ☐ Cutting ☐ Shop Dwgs ☐ Prototype ☐ Flame Certificate

Instructions:

- 1 Submittal of shop drawings, finish samples, and/or prototype to Studio Munge for review and written approval
- 2 Refer to drawings for exact locations and/or mounting heights of furniture, fixtures, and equipment.
- 3 Purchasing Agent to submit all new substitutions to Studio Munge for written approval prior to manufacturing and purchasing.
- 4 All hardware to be contract quality.
- 5 Interior hardware (hinges, bolts, screws, anchors, etc.) to be non-corrosive.
- 6 Supplier to verify all hardware components before purchasing and installation.
- 7 All hardware to be contract quality.
Interior hardware (hinges, bolts, screws, anchors, etc.) to be non-corrosive.
- 9 Supplier to verify all hardware components before purchasing and installation.

Project Name: **Canopy Hotel Yorkville**
Project #: **15139**

Item Number: **H-114**
Item Description: **Typical Millwork Hardware - Cabinet Hinge**

Issue Date:

Revision(s):

Item Quantity:

Manufacturer: Richelieu Hardware

Address: 6425 Airport Road
Mississauga ON L4V 1E4 Canada

Phone: 416-564-3473 800# : 800.361.6000

Fax:

Contact: Ayon Pratim

E-mail: apbanerjee@richelieu.com

Web: <http://www.richelieu.com/ca/en/>

Source: Richelieu Hardware

Address: 6425 Airport Road
Mississauga ON L4V 1E4 Canada

Phone: 800#: 800.361.6000

Fax: Mobile: 416-564-3473

Contact: Ayon Banerjee

E-mail: apbanerjee@richelieu.com

Web: <http://www.richelieu.com/ca/en/>

Model Number: BP71B37523180

Model Name: 110° CLIP top BLUMOTION Hinge

Description: Integrated Blumotion Inset Hinges

Dimensions: Refer to Cut Sheet

Color/Finish: Stainless Steel



Notes: Or approved equivalent, submit alternates to Studio Munge for approval
Verify compatibility with cabinet door prior to purchase
For overlay door, allow 3 mm (1/8") gap between door and cabinet frame for push space.
- Constant loading of over 3 kgf or excessive

Required Item(s) for Designer Approval Prior to Fabrication:

Prepared By: JACKY

☐ Seaming Diagram ☐ Strike-Off ☒ Finish Sample ☐ Cutting ☒ Shop Dwgs ☐ Prototype ☐ Flame Certificate

Instructions:

- 1 Submittal of shop drawings, finish samples, and/or prototype to Studio Munge for review and written approval
- 2 Refer to drawings for exact locations and/or mounting heights of furniture, fixtures, and equipment.
- 3 Purchasing Agent to submit all new substitutions to Studio Munge for written approval prior to manufacturing and purchasing.
- 4 All hardware to be contract quality.
- 5 Interior hardware (hinges, bolts, screws, anchors, etc.) to be non-corrosive.
- 6 Supplier to verify all hardware components before purchasing and installation.
- 7 All hardware to be contract quality.
Interior hardware (hinges, bolts, screws, anchors, etc.) to be non-corrosive.
- 9 Supplier to verify all hardware components before purchasing and installation.

Project Name: **Canopy Hotel Yorkville**

Project #: **15139**

Issue Date:

Revision(s):

Item Number: **H-115**

Item Description: **Typical Millwork Hardware - Touch Latch**

Item Quantity:

Manufacturer: Richelieu Hardware

Address: 6425 Airport Road
Mississauga ON L4V 1E4 Canada

Phone: 416-564-3473 800# : 800.361.6000

Fax:

Contact: Ayon Pratim

E-mail: apbanerjee@richelieu.com

Web: <http://www.richelieu.com/ca/en/>

Source: Richelieu Hardware

Address: 6425 Airport Road
Mississauga ON L4V 1E4 Canada

Phone: 800# : 800.361.6000

Fax: Mobile: 416-564-3473

Contact: Ayon Banerjee

E-mail: apbanerjee@richelieu.com

Web: <http://www.richelieu.com/ca/en/>

Model Number: 11828906

Model Name: K Push Tech - Push-to-Open Motion

Description: Concealed w/ magnetic plate for non-spring hinges

Dimensions: Refer to Cut Sheet

Color/Finish: Black Anthracite



Notes: Or approved equivalent, submit alternates to Studio Munge for approval
Verify compatibility with cabinet door prior to purchase

Required Item(s) for Designer Approval Prior to Fabrication:

Prepared By: JACKY

☐ Seaming Diagram ☐ Strike-Off ☒ Finish Sample ☐ Cutting ☐ Shop Dwgs ☐ Prototype ☐ Flame Certificate

Instructions:

- 1 Submittal of shop drawings, finish samples, and/or prototype to Studio Munge for review and written approval
- 2 Refer to drawings for exact locations and/or mounting heights of furniture, fixtures, and equipment.
- 3 Purchasing Agent to submit all new substitutions to Studio Munge for written approval prior to manufacturing and purchasing.
- 4 All hardware to be contract quality.
- 5 Interior hardware (hinges, bolts, screws, anchors, etc.) to be non-corrosive.
- 6 Supplier to verify all hardware components before purchasing and installation.
- 7 All hardware to be contract quality.
Interior hardware (hinges, bolts, screws, anchors, etc.) to be non-corrosive.
- 9 Supplier to verify all hardware components before purchasing and installation.

Project Name: **Canopy Hotel Yorkville**

Project #: **15139**

Item Number: **H-116**

Item Description: **Millwork Hardware - Folding/Slide-In Pocket**

Issue Date:

Revision(s):

Item Quantity:

Manufacturer: Richelieu Hardware

Address: 6425 Airport Road
Mississauga ON L4V 1E4 Canada

Phone: 416-564-3473 800# : 800.361.6000

Fax:

Contact: Ayon Pratim

E-mail: apbanerjee@richelieu.com

Web: <http://www.richelieu.com/ca/en/>

Source: Richelieu Hardware

Address: 6425 Airport Road
Mississauga ON L4V 1E4 Canada

Phone: 800#: 800.361.6000

Fax: Mobile: 416-564-3473

Contact: Ayon Banerjee

E-mail: apbanerjee@richelieu.com

Web: <http://www.richelieu.com/ca/en/>

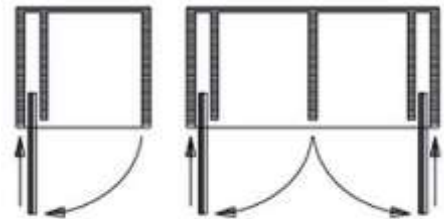
Model Number: HAWA Concepta 25

Model Name: Pivot and Slide-In Pocket Door System

Description: Function: Pocket, Pivoting and Retractable
Mechanism to be Installed outside the cabinet
with a cover panel

Dimensions: Refer to ID Drawings

Color/Finish: Matte Black



Notes: - The mechanism requires a very small 73 mm (2 7/8") x 50 mm (2") space inside the pocket

Required Item(s) for Designer Approval Prior to Fabrication:

Prepared By: JACKY

☐ Seaming Diagram ☐ Strike-Off ☒ Finish Sample ☐ Cutting ☒ Shop Dwgs ☐ Prototype ☐ Flame Certificate

Instructions:

- 1 Submittal of shop drawings, finish samples, and/or prototype to Studio Munge for review and written approval
- 2 Refer to drawings for exact locations and/or mounting heights of furniture, fixtures, and equipment.
- 3 Purchasing Agent to submit all new substitutions to Studio Munge for written approval prior to manufacturing and purchasing.
- 4 All hardware to be contract quality.
- 5 Interior hardware (hinges, bolts, screws, anchors, etc.) to be non-corrosive.
- 6 Supplier to verify all hardware components before purchasing and installation.
- 7 All hardware to be contract quality.
Interior hardware (hinges, bolts, screws, anchors, etc.) to be non-corrosive.
- 9 Supplier to verify all hardware components before purchasing and installation.

STUDIO MUNGE

Project Name: **Canopy Hotel Yorkville**

Project #: **15139**

Issue Date:

Revision(s): **12/14/20** **Δ 1**

Specification Revised As Per Paint & Tile Tender

Item Number: **H-117**

Item Description: **Typical Soap/Lotion Dispenser**

Item Quantity:

Manufacturer: Fontana Showers

Address: 4270-I Henninger Ct.
Chantilly, Va 20151

Source: By Contractor

Address:

Phone:

Fax:

Contact:

E-mail:

Web: <https://www.fontanashowers.com/>

Phone:

Fax:

Contact:

E-mail:

Web:

Model Number: FS9064RB

Model Name: Fontana Trio Commercial Matte Black Automatic Sensor
Liquid Dispenser

Dimensions: 4" x 4-7/16", Refer to Cut Sheet

Color/Finish: Matte Black



Required Item(s) for Designer Approval Prior to Fabrication:

Prepared By: JACKY

☐ Seaming Diagram ☐ Strike-Off ☒ Finish Sample ☐ Cutting ☒ Shop Dwgs ☐ Prototype ☐ Flame Certificate

Instructions:

- 1 Submittal of shop drawings, finish samples, and/or prototype to Studio Munge for review and written approval
- 2 Refer to drawings for exact locations and/or mounting heights of furniture, fixtures, and equipment.
- 3 Purchasing Agent to submit all new substitutions to Studio Munge for written approval prior to manufacturing and purchasing.
- 4 All hardware to be contract quality.
- 5 Interior hardware (hinges, bolts, screws, anchors, etc.) to be non-corrosive.
- 6 Supplier to verify all hardware components before purchasing and installation.
- 7 All hardware to be contract quality.
Interior hardware (hinges, bolts, screws, anchors, etc.) to be non-corrosive.
- 9 Supplier to verify all hardware components before purchasing and installation.

Project Name: **Canopy Hotel Yorkville**

Project #: **15139**

Item Number: **H-118**

Item Description: **Typical Millwork Hardware - Cabinet Opening System**

Issue Date:

Revision(s):

Item Quantity:

Manufacturer:

Address:

Source:

Address:

Phone:

Fax:

Contact:

E-mail:

Web:

Phone:

Fax:

Contact:

E-mail:

Web:

Model Number: 20K1101T

Model Name: Aventos HK-XS Mechanism for Tip-On Door

Dimensions: Refer to Cut Sheet

Color/Finish: Matte Black



Required Item(s) for Designer Approval Prior to Fabrication:

Prepared By: JACKY

☐ Seaming Diagram ☐ Strike-Off ☒ Finish Sample ☐ Cutting ☒ Shop Dwgs ☐ Prototype ☐ Flame Certificate

Instructions:

- 1 Submittal of shop drawings, finish samples, and/or prototype to Studio Munge for review and written approval
- 2 Refer to drawings for exact locations and/or mounting heights of furniture, fixtures, and equipment.
- 3 Purchasing Agent to submit all new substitutions to Studio Munge for written approval prior to manufacturing and purchasing.
- 4 All hardware to be contract quality.
- 5 Interior hardware (hinges, bolts, screws, anchors, etc.) to be non-corrosive.
- 6 Supplier to verify all hardware components before purchasing and installation.
- 7 All hardware to be contract quality.
Interior hardware (hinges, bolts, screws, anchors, etc.) to be non-corrosive.
- 9 Supplier to verify all hardware components before purchasing and installation.

Project Name: **Canopy Hotel Yorkville**

Project #: **15139**

Item Number: **H-119**

Item Description: **Typical Millwork Hardware - Locker Coat Hook**

Issue Date:

Revision(s):

Item Quantity:

Manufacturer: Richelieu Hardware

Address: 6425 Airport Road
Mississauga ON L4V 1E4 Canada

Phone: 416-564-3473 800# : 800.361.6000

Fax:

Contact: Ayon Pratim

E-mail: apbanerjee@richelieu.com

Web: <http://www.richelieu.com/ca/en/>

Source: Richelieu Hardware

Address: 6425 Airport Road
Mississauga ON L4V 1E4 Canada

Phone: 800#: 800.361.6000

Fax: Mobile: 416-564-3473

Contact: Ayon Banerjee

E-mail: apbanerjee@richelieu.com

Web: <http://www.richelieu.com/ca/en/>

Model Number: T5611900

Model Name: Utility Metal Hook

Dimensions: 78.5mm W x 120mm H; Projection: 33mm; Refer
to Cut Sheet

Color/Finish: Matte Black



Required Item(s) for Designer Approval Prior to Fabrication:

Prepared By: JACKY

☐ Seaming Diagram ☐ Strike-Off ☒ Finish Sample ☐ Cutting ☐ Shop Dwg's ☐ Prototype ☐ Flame Certificate

Instructions:

- 1 Submittal of shop drawings, finish samples, and/or prototype to Studio Munge for review and written approval
- 2 Refer to drawings for exact locations and/or mounting heights of furniture, fixtures, and equipment.
- 3 Purchasing Agent to submit all new substitutions to Studio Munge for written approval prior to manufacturing and purchasing.
- 4 All hardware to be contract quality.
- 5 Interior hardware (hinges, bolts, screws, anchors, etc.) to be non-corrosive.
- 6 Supplier to verify all hardware components before purchasing and installation.
- 7 All hardware to be contract quality.
Interior hardware (hinges, bolts, screws, anchors, etc.) to be non-corrosive.
- 9 Supplier to verify all hardware components before purchasing and installation.

Project Name: **Canopy Hotel Yorkville**

Project #: **15139**

Issue Date:

Revision(s):

Item Number: **H-120**

Item Description: **Typical Pocket Door Pull - Throughout**

Item Quantity:

Manufacturer: EMTEK

Address: 15250 E Stafford St
City of Industry CA 91744-

Phone: 800# : (800) 356-2741

Fax:

Contact:

E-mail:

Web: <http://emtek.com>

Source: ADH Hardware

Address: 1750 Avenue Rd,
Toronto ON M5M 3Y9 Canada

Phone: (416) 785-8393

Fax:

Contact: Shane DeNure

E-mail: shane@adhhardware.ca

Web: <http://www.adhhardware.ca/>

Model Number: 2105
Model Name: Pocket Door Mortise - Classic Share
Dimensions: 2.5" W x 7.5" H, Refer to Cut Sheet
Color/Finish: Matte Black

Notes:

- Minimum door thickness is 1-3/8". Must specify door thickness for all functions.
- Contractor to confirm door size, thickness of door, and door function indicated on door schedule to determine lockset function



Required Item(s) for Designer Approval Prior to Fabrication:

Prepared By: JACKY

☐ Seaming Diagram ☐ Strike-Off ☒ Finish Sample ☐ Cutting ☒ Shop Dwgs ☐ Prototype ☐ Flame Certificate

Instructions:

- 1 Submittal of shop drawings, finish samples, and/or prototype to Studio Munge for review and written approval
- 2 Refer to drawings for exact locations and/or mounting heights of furniture, fixtures, and equipment.
- 3 Purchasing Agent to submit all new substitutions to Studio Munge for written approval prior to manufacturing and purchasing.
- 4 All hardware to be contract quality.
- 5 Interior hardware (hinges, bolts, screws, anchors, etc.) to be non-corrosive.
- 6 Supplier to verify all hardware components before purchasing and installation.
- 7 All hardware to be contract quality.
Interior hardware (hinges, bolts, screws, anchors, etc.) to be non-corrosive.
- 9 Supplier to verify all hardware components before purchasing and installation.

Project Name: **Canopy Hotel Yorkville**

Project #: **15139**

Issue Date:

Revision(s):

Item Number: **H-121**

Item Description: **Millwork Hardware - Bar - Purse Hook**

Item Quantity:

Manufacturer: Richelieu Hardware

Address: 6425 Airport Road
Mississauga ON L4V 1E4 Canada

Phone: 416-564-3473 800#: 800.361.6000

Fax:

Contact: Ayon Pratim

E-mail: apbanerjee@richelieu.com

Web: <http://www.richelieu.com/ca/en/>

Source: Richelieu Hardware

Address: 6425 Airport Road
Mississauga ON L4V 1E4 Canada

Phone: 800#: 800.361.6000

Fax: Mobile: 416-564-3473

Contact: Ayon Banerjee

E-mail: apbanerjee@richelieu.com

Web: <http://www.richelieu.com/ca/en/>

Model Number: NH2003021140

Model Name: Utility Metal Hook - 6215

Description: Undermount purse hook w/ two arms; screws to be included

Dimensions: 19.8mm W x 81.3mm H, Projection 54.6mm; Refer to Cut Sheet

Color/Finish: Powdercoat to match ML-02



Required Item(s) for Designer Approval Prior to Fabrication:

Prepared By: JACKY

☐ Seaming Diagram ☐ Strike-Off ☒ Finish Sample ☐ Cutting ☐ Shop Dwg's ☐ Prototype ☐ Flame Certificate

Instructions:

- 1 Submittal of shop drawings, finish samples, and/or prototype to Studio Munge for review and written approval
- 2 Refer to drawings for exact locations and/or mounting heights of furniture, fixtures, and equipment.
- 3 Purchasing Agent to submit all new substitutions to Studio Munge for written approval prior to manufacturing and purchasing.
- 4 All hardware to be contract quality.
- 5 Interior hardware (hinges, bolts, screws, anchors, etc.) to be non-corrosive.
- 6 Supplier to verify all hardware components before purchasing and installation.
- 7 All hardware to be contract quality.
Interior hardware (hinges, bolts, screws, anchors, etc.) to be non-corrosive.
- 9 Supplier to verify all hardware components before purchasing and installation.

Project Name: **Canopy Hotel Yorkville**

Project #: **15139**

Issue Date:

Revision(s):

Item Number: **H-122**

Item Description: **Millwork Hardware - Bar - Lift Assist**

Item Quantity:

Manufacturer: Sugatsune Canada, Inc.

Address: 3775 Boulevard du Tricentenaire
Montreal ON H1B 5W3 Canada

Phone: (437) 214-1432

Fax:

Contact: Yana Rizhova

E-mail: yana@sugatsune.ca

Web: <http://www.sugatsune.com/>

Source: Sugatsune Canada, Inc.

Address: 3775 Boulevard du Tricentenaire
Montreal On M1B 5W3 Canada

Phone: (514) 312-5267

Fax:

Contact: Yana Rizhova

E-mail: yana@sugatsune.ca

Web: <http://www.sugatsune.com/>

Model Number: LAP-L

Model Name: Sugatsune Lift Assist Damper, 70-93 inch/lb

Description: Lift Assist for Bar and Countertops

Dimensions: 260mm x 30mm x 60mm. Refer to Cut Sheet

Color/Finish: Powdercoat to match Countertop Finish, Refer to ID Drawings

Notes: Model to be confirmed by contractor based on final bar construction.
Verify weight and countertop requirements/design with product representative and designer prior to ordering.
Or approved equivalent, submit alternates to Studio Munge for approval.



Required Item(s) for Designer Approval Prior to Fabrication:

Prepared By: JACKY

☐ Seaming Diagram ☐ Strike-Off ☒ Finish Sample ☐ Cutting ☒ Shop Dwgs ☐ Prototype ☐ Flame Certificate

Instructions:

- 1 Submittal of shop drawings, finish samples, and/or prototype to Studio Munge for review and written approval
- 2 Refer to drawings for exact locations and/or mounting heights of furniture, fixtures, and equipment.
- 3 Purchasing Agent to submit all new substitutions to Studio Munge for written approval prior to manufacturing and purchasing.
- 4 All hardware to be contract quality.
- 5 Interior hardware (hinges, bolts, screws, anchors, etc.) to be non-corrosive.
- 6 Supplier to verify all hardware components before purchasing and installation.
- 7 All hardware to be contract quality.
Interior hardware (hinges, bolts, screws, anchors, etc.) to be non-corrosive.
- 9 Supplier to verify all hardware components before purchasing and installation.

Project Name: **Canopy Hotel Yorkville**

Project #: **15139**

Issue Date:

Revision(s):

Item Number: **H-123**

Item Description: **Millwork Hardware - Bar - Piano Hinge**

Item Quantity:

Manufacturer: Sugatsune Canada, Inc.

Address: 3775 Boulevard du Tricentenaire
Montreal ON H1B 5W3 Canada

Phone: (437) 214-1432

Fax:

Contact: Yana Rizhova

E-mail: yana@sugatsune.ca

Web: <http://www.sugatsune.com/>

Source: Sugatsune Canada, Inc.

Address: 3775 Boulevard du Tricentenaire
Montreal On M1B 5W3 Canada

Phone: (514) 312-5267

Fax:

Contact: Yana Rizhova

E-mail: yana@sugatsune.ca

Web: <http://www.sugatsune.com/>

Model Number: HG-MH400BL

Model Name: Tabletop Piano Hinge

Description: Unique "Double Joint" mechanism allows 180° opening

Dimensions: Refer to Cut Sheet

Color/Finish: Black



Required Item(s) for Designer Approval Prior to Fabrication:

Prepared By: JACKY

☐ Seaming Diagram ☐ Strike-Off ☒ Finish Sample ☐ Cutting ☐ Shop Dwgs ☐ Prototype ☐ Flame Certificate

Instructions:

- 1 Submittal of shop drawings, finish samples, and/or prototype to Studio Munge for review and written approval
- 2 Refer to drawings for exact locations and/or mounting heights of furniture, fixtures, and equipment.
- 3 Purchasing Agent to submit all new substitutions to Studio Munge for written approval prior to manufacturing and purchasing.
- 4 All hardware to be contract quality.
- 5 Interior hardware (hinges, bolts, screws, anchors, etc.) to be non-corrosive.
- 6 Supplier to verify all hardware components before purchasing and installation.
- 7 All hardware to be contract quality.
Interior hardware (hinges, bolts, screws, anchors, etc.) to be non-corrosive.
- 9 Supplier to verify all hardware components before purchasing and installation.

STUDIO MUNGE

Project Name: **Canopy Hotel Yorkville**

Project #: **15139**

Issue Date:

Revision(s): **12/14/20** **Δ 1**

Specification Added As Per Paint & Tile Tender

Item Number: **H-124**

Item Description: **Recessed Paper Towel Dispenser**

Item Quantity: ea

Manufacturer: American Specialties Inc

Address: 441 Saw Mill River Road
Yonkers NY 10701-4913

Phone: (437) 236-6531

Fax:

Contact: Carolyn Hou

E-mail: chou@asigroup-canada.com

Web: www.americanspecialties.com

Source: Eastern Partitions

Address: 7-487 Westney Road South
Ajax on L1S 6W8 Canada

Phone: (905) 686-9500

Fax: (905) 686-9505

Contact: Amy Leeman

E-mail: aleeman@easternpartitions.com

Web: www.easternpartitions.com

Model Number: 6467-41

Model Name: Piatto Recessed Paper Towel Dispenser

Dimensions: Refer to cut-sheet

Color/Finish: Matte Black



Required Item(s) for Designer Approval Prior to Fabrication:

Prepared By: ALESS

☐ Seaming Diagram ☐ Strike-Off ☐ Finish Sample ☐ Cutting ☒ Shop Dwgs ☐ Prototype ☐ Flame Certificate

Instructions:

- 1 Submittal of shop drawings, finish samples, and/or prototype to Studio Munge for review and written approval
- 2 Refer to drawings for exact locations and/or mounting heights of furniture, fixtures, and equipment.
- 3 Purchasing Agent to submit all new substitutions to Studio Munge for written approval prior to manufacturing and purchasing.
- 4 All hardware to be contract quality.
- 5 Interior hardware (hinges, bolts, screws, anchors, etc.) to be non-corrosive.
- 6 Supplier to verify all hardware components before purchasing and installation.
- 7 Submittal of shop drawings, finish samples, and/or prototype to Studio Munge for review and written approval
- 8 Refer to drawings for exact locations and/or mounting heights of furniture, fixtures, and equipment.

Project Name: **Canopy Hotel Yorkville**

Project #: **15139**

Issue Date:

Revision(s): **12/14/20** **Δ 1**

Specification Added As Per Paint & Tile Tender

Item Number: **H-125**

Item Description: **Toilet Seat Cover Dispenser**

Item Quantity: ea

Manufacturer: The Wasserstrom Company

Address: Columbus, OH 43213

Phone: (614) 228-6525

Fax:

Contact:

E-mail:

Web:

Source: The Wasserstrom Company

Address: Columbus, OH 43213

Phone: (614) 228-6525

Fax:

Contact:

E-mail:

Web:

Model Number: 344088

Model Name: Black Toiler Seat Cover Dispenser

Color/Finish: Black



Required Item(s) for Designer Approval Prior to Fabrication:

Prepared By: ALESS

☐ Seaming Diagram ☐ Strike-Off ☐ Finish Sample ☐ Cutting ☒ Shop Dwgs ☐ Prototype ☐ Flame Certificate

Instructions:

- 1 Submittal of shop drawings, finish samples, and/or prototype to Studio Munge for review and written approval
- 2 Refer to drawings for exact locations and/or mounting heights of furniture, fixtures, and equipment.
- 3 Purchasing Agent to submit all new substitutions to Studio Munge for written approval prior to manufacturing and purchasing.
- 4 All hardware to be contract quality.
- 5 Interior hardware (hinges, bolts, screws, anchors, etc.) to be non-corrosive.
- 6 Supplier to verify all hardware components before purchasing and installation.
- 7 Submittal of shop drawings, finish samples, and/or prototype to Studio Munge for review and written approval

Project Name: **Canopy Hotel Yorkville**

Project #: **15139**

Issue Date:

Revision(s):

Item Number: **H-126**

Item Description: **Shower Rod**

Item Quantity: ea

Manufacturer: CR Laurence

Address: 65 Tigi Court
Concord ON L4K 5E4 Canada

Phone: 800# : 8004216144

Fax: 800-262-3299 Other: (416) 371-5219

Contact: Paul Kennedy

E-mail: paul_kennedy@crlaurence.com

Web: http://www.crlaurence.ca/

Source: CR Laurence

Address: 65 Tigi Court
Concord ON L4K 5E4 Canada

Phone: 905.303.7966 800#: 262-3299

Fax: 905.303.7965

Contact: Paul Kennedy

E-mail: paul_kennedy@crlaurence.com

Web: http://www.crlaurence.ca/

Model Number: TUBE34BS

Model Name: Stainless Steel Rods with One End Cap

Dimensions: Refer to ID Drawings

Color/Finish: Chrome



Required Item(s) for Designer Approval Prior to Fabrication:

Prepared By: ALESS

☐ Seaming Diagram
 ☐ Strike-Off
 ☐ Finish Sample
 ☐ Cutting
 ☒ Shop Dwgs
 ☐ Prototype
 ☐ Flame Certificate

Project Name: **Canopy Hotel Yorkville**

Project #: **15139**

Issue Date:

Revision(s):

Item Number: **H-127**

Item Description: **Wall Mount Automatic Soap Dispenser**

Item Quantity: ea

Manufacturer: Fontana Showers

Address: 4270-I Henninger Ct.
Chantilly, Va 20151

Source: By Contractor

Address:

Phone:

Fax:

Contact:

E-mail:

Web: <https://www.fontanashowers.com/>

Phone:

Fax:

Contact:

E-mail:

Web:

Model Number: FS9085

Model Name: Reno Commercial Automatic Soap Dispenser

Dimensions: Refer to Cut-Sheet

Color/Finish: Matte Black



Required Item(s) for Designer Approval Prior to Fabrication:

Prepared By: ALESS

☐ Seaming Diagram ☐ Strike-Off ☐ Finish Sample ☐ Cutting ☐ Shop Dwgs ☐ Prototype ☐ Flame Certificate

INDEX BY ITEM TYPE

PROJECT NAME: Canopy Hotel Yorkville

PROJECT #: 15139

ISSUE DT	ITEM NUMBER	ITEM DESCRIPTION	ITEM QTY
PLUMBING FIXTURE			
	P-12	Typical Automatic Deck Mount Faucet	
	P-13	Floor 2 & 3: Typical Washroom Lav Sink	
	P-14	Floor 2 & 3: Shower Arm & Flange	
	P-14A	Floor 2 & 3: Shower Head	
	P-15	Floor 2 & 3: Shower Control Valve	
	P-16	Floor 2 & 3: Hand shower	
	P-17	Floor 2 & 3: Shower Diverter	
	P-18	Floor 2 & P1: Toilet	
	P-18A	Floor 2 & P1: Toilet Seat	
	P-18B	Floor 2 & P1: Toilet Flushometer	
	P-19	Floor 2 & P1: Urinal	
	P-19A	Floor 2 & P1: Urinal Flush Valve	
	P-21	Floor 3: Pantry Faucet	
	P-22	Floor 3: Pantry Sink	
	P-23	Level P1: Kitchen Faucet	
	P-24	Level P1: Kitchen Sink	
	P-25	DELETE- Level P1: Staff WR Lav Faucet	
	P-26	Level P1: Staff WR Lav Sink	
	P-27	Level P1: Staff WR Shower Drain	
	P-27A	Level P1: Staff WR Shower Head	
	P-27B	Level P1: Staff WR Shower Arm	
	P-27C	Level P1: Staff WR Hand Shower	
	P-27D	Level P1: Staff WR Hand Shower Wall-mount Elbow	
	P-27E	Level P1: Staff WR Stacked Valve Trim	
	P-28	Floor 3: Lav Sink / Private Washrooms	
	P-30	Typical Automatic Wall Mount Faucet	
	P-32	DELETE- Floor 3: Staff Faucet	
	P-33	Typical Plumbing - P-Trap - Throughout	
	P-100	Floor 3: Pool Foot Bath Valve	
	P-101	Floor 3: Pool Foot Bath Spout	

Project Name: **Canopy Hotel Yorkville**

Project #: **15139**

Issue Date:

Revision(s): **12/14/20 Δ 1**

Specification Revised As Per Paint & Tile Tender

Item Number: **P-12**

Item Description: **Typical Automatic Deck Mount Faucet**

Item Quantity:

Manufacturer: Fontana Showers

Address: 4270-I Henninger Ct.
Chantilly, Va 20151

Source: By Contractor

Address:

Phone:

Fax:

Contact:

E-mail:

Web: <https://www.fontanashowers.com/>

Phone:

Fax:

Contact:

E-mail:

Web:

Model Number: ***FS1024**

Model Name: ***Fontana Commercial Automatic Sensor Faucet**

Dimensions: Refer to Cut-Sheet

Color/Finish: Matte Black



Required Item(s) for Designer Approval Prior to Fabrication:

Prepared By: JUSTI

☐ Seaming Diagram ☐ Strike-Off ☐ Finish Sample ☐ Cutting ☒ Shop Dwgs ☐ Prototype ☐ Flame Certificate

Instructions:

- 1 Installer must verify all rough-in dimensions prior to installation and consult local and national codes. Conformity and compliance to local and national codes are the responsibility of the installer
- 2 All bath fixtures to be of contract quality and suitable for commercial use.
- 3 Interior hardware (hinges, bolts, screws, anchors, etc.) to be non-corrosive.
- 4 Purchasing Agent to submit all new substitutions to Studio Munge for written approval prior to manufacturing and purchasing.
- 5 Refer to drawings for exact locations and/or mounting heights of furniture, fixtures, and equipment.
- 6 Submittal of shop drawings, finish samples, and/or prototype to Studio Munge for review and written approval

Project Name: **Canopy Hotel Yorkville**

Project #: **15139**

Issue Date:

Revision(s):

Item Number: **P-13**

Item Description: **Floor 2 & 3: Typical Washroom Lav Sink**

Item Quantity:

Manufacturer: Alape

Address: 1700 Executive Drive South, Suite 600
Duluth GA 30096

Phone: (800) 774-1181

Fax: (800) 899-8527

Contact:

E-mail: mail.usa@alape.com

Web: http://www.alape.com

Source: By Contractor

Address:

Phone:

Fax:

Contact:

E-mail:

Web:

Model Number: 2217500400

Model Name: A~form UB.TA700 Yorgo Lykouria

Description: Undermount basins

Dimensions: (LxW) 26 1/8 x 13 3/4"

Color/Finish: White Easy-clean

Notes: Refer to Mechanical package for rough-in info.
See attached for additional info.



Required Item(s) for Designer Approval Prior to Fabrication:

Prepared By: JUSTI

☐ Seaming Diagram ☐ Strike-Off ☐ Finish Sample ☐ Cutting ☒ Shop Dwgs ☐ Prototype ☐ Flame Certificate

Instructions:

- 1 Installer must verify all rough-in dimensions prior to installation and consult local and national codes. Conformity and compliance to local and national codes are the responsibility of the installer
- 2 All bath fixtures to be of contract quality and suitable for commercial use.
- 3 Interior hardware (hinges, bolts, screws, anchors, etc.) to be non-corrosive.
- 4 Purchasing Agent to submit all new substitutions to Studio Munge for written approval prior to manufacturing and purchasing.
- 5 Refer to drawings for exact locations and/or mounting heights of furniture, fixtures, and equipment.
- 6 Submittal of shop drawings, finish samples, and/or prototype to Studio Munge for review and written approval

Project Name: **Canopy Hotel Yorkville**

Project #: **15139**

Issue Date:

Revision(s):

Item Number: **P-14**

Item Description: **Floor 2 & 3: Shower Arm & Flange**

Item Quantity:

Manufacturer: Waterworks

Address: 7 East 20 Street
New York NY 10003- U.S.A.

Phone: 212-254-0231 x.1

Fax:

Contact: Liz O'Connor

E-mail: loconnor@waterworks.com

Web: www.waterworks.com

Source: By Contractor

Address:

Phone:

Fax:

Contact:

E-mail:

Web:

Model Number: FLSH01-SP

Model Name: FLYTE

Description: Flyte Shower Arm and Flange

Dimensions: (WxH) 9 5/8"x3 5/16"

Color/Finish: Matte Black



Notes: See attached for more product info.

Required Item(s) for Designer Approval Prior to Fabrication:

Prepared By: JUSTI

☐ Seaming Diagram ☐ Strike-Off ☐ Finish Sample ☐ Cutting ☒ Shop Dwgs ☐ Prototype ☐ Flame Certificate

Instructions:

- 1 Installer must verify all rough-in dimensions prior to installation and consult local and national codes. Conformity and compliance to local and national codes are the responsibility of the installer
- 2 All bath fixtures to be of contract quality and suitable for commercial use.
- 3 Interior hardware (hinges, bolts, screws, anchors, etc.) to be non-corrosive.
- 4 Purchasing Agent to submit all new substitutions to Studio Munge for written approval prior to manufacturing and purchasing.
- 5 Refer to drawings for exact locations and/or mounting heights of furniture, fixtures, and equipment.
- 6 Submittal of shop drawings, finish samples, and/or prototype to Studio Munge for review and written approval

Project Name: **Canopy Hotel Yorkville**

Project #: **15139**

Issue Date:

Revision(s):

Item Number: **P-14A**

Item Description: **Floor 2 & 3: Shower Head**

Item Quantity:

Manufacturer: Waterworks

Address: 7 East 20 Street
New York NY 10003- U.S.A.

Phone: 212-254-0231 x.1

Fax:

Contact: Liz O'Connor

E-mail: loconnor@waterworks.com

Web: www.waterworks.com

Source: By Contractor

Address:

Phone:

Fax:

Contact:

E-mail:

Web:

Model Number: UNSH29-SP

Model Name: Universal 6" Rain Shower Head

Dimensions: (WxH) 5 15/16" x 3 3/16"

Color/Finish: Matte Black



Notes: See attached for more product info.

Required Item(s) for Designer Approval Prior to Fabrication:

Prepared By: JUSTI

☐ Seaming Diagram ☐ Strike-Off ☐ Finish Sample ☐ Cutting ☒ Shop Dwgs ☐ Prototype ☐ Flame Certificate

Instructions:

- 1 Installer must verify all rough-in dimensions prior to installation and consult local and national codes. Conformity and compliance to local and national codes are the responsibility of the installer
- 2 All bath fixtures to be of contract quality and suitable for commercial use.
- 3 Interior hardware (hinges, bolts, screws, anchors, etc.) to be non-corrosive.
- 4 Purchasing Agent to submit all new substitutions to Studio Munge for written approval prior to manufacturing and purchasing.
- 5 Refer to drawings for exact locations and/or mounting heights of furniture, fixtures, and equipment.
- 6 Submittal of shop drawings, finish samples, and/or prototype to Studio Munge for review and written approval

Project Name: **Canopy Hotel Yorkville**

Project #: **15139**

Issue Date:

Revision(s):

Item Number: **P-15**

Item Description: **Floor 2 & 3: Shower Control Valve**

Item Quantity:

Manufacturer: Waterworks

Source: By Contractor

Address: 7 East 20 Street
New York NY 10003- U.S.A.

Address:

Phone: 212-254-0231 x.1

Phone:

Fax:

Fax:

Contact: Liz O'Connor

Contact:

E-mail: loconnor@waterworks.com

E-mail:

Web: www.waterworks.com

Web:

Model Number: FLTH10-SP

Model Name: FLYTE

Description: Flyte Thermostatic Control Valve Trim with Metal
Lever Handle

Dimensions: (DxH) 2 5/8" x 5 1/2"

Color/Finish: Matte Black



Notes: Refer to Mechanical package for rough-in info.
See attached for additional info.

Required Item(s) for Designer Approval Prior to Fabrication:

Prepared By: JUSTI

☐ Seaming Diagram ☐ Strike-Off ☐ Finish Sample ☐ Cutting ☒ Shop Dwgs ☐ Prototype ☐ Flame Certificate

Instructions:

- 1 Installer must verify all rough-in dimensions prior to installation and consult local and national codes. Conformity and compliance to local and national codes are the responsibility of the installer
- 2 All bath fixtures to be of contract quality and suitable for commercial use.
- 3 Interior hardware (hinges, bolts, screws, anchors, etc.) to be non-corrosive.
- 4 Purchasing Agent to submit all new substitutions to Studio Munge for written approval prior to manufacturing and purchasing.
- 5 Refer to drawings for exact locations and/or mounting heights of furniture, fixtures, and equipment.
- 6 Submittal of shop drawings, finish samples, and/or prototype to Studio Munge for review and written approval

STUDIO MUNGE

Project Name: **Canopy Hotel Yorkville**

Project #: **15139**

Issue Date:

Revision(s):

Item Number: **P-16**

Item Description: **Floor 2 & 3: Hand shower**

Item Quantity:

Manufacturer: Waterworks

Source: By Contractor

Address: 7 East 20 Street
New York NY 10003- U.S.A.

Address:

Phone: 212-254-0231 x.1

Phone:

Fax:

Fax:

Contact: Liz O'Connor

Contact:

E-mail: loconnor@waterworks.com

E-mail:

Web: www.waterworks.com

Web:

Model Number: FLHS01-SP

Model Name: FLYTE

Description: Flyte Handshower On Hook with Metal Handle

Dimensions: (WxH) 3 9/16" x 9"

Color/Finish: Matte Black

Notes: See attached for additional info.



Required Item(s) for Designer Approval Prior to Fabrication:

Prepared By: JUSTI

☐ Seaming Diagram ☐ Strike-Off ☐ Finish Sample ☐ Cutting ☒ Shop Dwgs ☐ Prototype ☐ Flame Certificate

Instructions:

- 1 Installer must verify all rough-in dimensions prior to installation and consult local and national codes. Conformity and compliance to local and national codes are the responsibility of the installer
- 2 All bath fixtures to be of contract quality and suitable for commercial use.
- 3 Interior hardware (hinges, bolts, screws, anchors, etc.) to be non-corrosive.
- 4 Purchasing Agent to submit all new substitutions to Studio Munge for written approval prior to manufacturing and purchasing.
- 5 Refer to drawings for exact locations and/or mounting heights of furniture, fixtures, and equipment.
- 6 Submittal of shop drawings, finish samples, and/or prototype to Studio Munge for review and written approval

Project Name: **Canopy Hotel Yorkville**

Project #: **15139**

Issue Date:

Revision(s):

Item Number: **P-17**

Item Description: **Floor 2 & 3: Shower Diverter**

Item Quantity:

Manufacturer: Waterworks

Source: By Contractor

Address: 7 East 20 Street
New York NY 10003- U.S.A.

Address:

Phone: 212-254-0231 x.1

Phone:

Fax:

Fax:

Contact: Liz O'Connor

Contact:

E-mail: loconnor@waterworks.com

E-mail:

Web: www.waterworks.com

Web:

Model Number: FLVC50-SP

Model Name: FLYTE

Description: Flyte Volume Control Valve Trim with Metal Lever
Handle

Dimensions: (WxH) 2 5/16" x 4 5/16"

Color/Finish: Matte Black

Notes: Refer to Mechanical package for rough-in info.
See attached for additional info.



Required Item(s) for Designer Approval Prior to Fabrication:

Prepared By: JUSTI

☐ Seaming Diagram ☐ Strike-Off ☐ Finish Sample ☐ Cutting ☒ Shop Dwgs ☐ Prototype ☐ Flame Certificate

Instructions:

- 1 Installer must verify all rough-in dimensions prior to installation and consult local and national codes. Conformity and compliance to local and national codes are the responsibility of the installer
- 2 All bath fixtures to be of contract quality and suitable for commercial use.
- 3 Interior hardware (hinges, bolts, screws, anchors, etc.) to be non-corrosive.
- 4 Purchasing Agent to submit all new substitutions to Studio Munge for written approval prior to manufacturing and purchasing.
- 5 Refer to drawings for exact locations and/or mounting heights of furniture, fixtures, and equipment.
- 6 Submittal of shop drawings, finish samples, and/or prototype to Studio Munge for review and written approval

Project Name: **Canopy Hotel Yorkville**

Project #: **15139**

Issue Date:

Revision(s):

Item Number: **P-18**

Item Description: **Floor 2 & P1: Toilet**

Item Quantity:

Manufacturer: Kohler Canada Co.

Source: By Contractor

Address: 60 Grove Park Cres
Toronto ON M2J 2C8 Canada

Address:

Phone: (416) 716-0536 800# : (800) 421-9559

Phone:

Fax: (416) 225-5857

Fax:

Contact: Richard Good

Contact:

E-mail: richard.good@kohler.com

E-mail:

Web: www.kohler.com

Web:

Model Number: K-4301-0

Model Name: Highcrest

Description: Elongated bowl.

Dimensions: (LxWxH) 660 mm x 368 mm x 419mm

Color/Finish: White - 0



Notes: See attached for additional info.

Required Item(s) for Designer Approval Prior to Fabrication:

Prepared By: JUSTI

☐ Seaming Diagram ☐ Strike-Off ☐ Finish Sample ☐ Cutting ☒ Shop Dwgs ☐ Prototype ☐ Flame Certificate

Instructions:

- 1 Installer must verify all rough-in dimensions prior to installation and consult local and national codes. Conformity and compliance to local and national codes are the responsibility of the installer
- 2 All bath fixtures to be of contract quality and suitable for commercial use.
- 3 Interior hardware (hinges, bolts, screws, anchors, etc.) to be non-corrosive.
- 4 Purchasing Agent to submit all new substitutions to Studio Munge for written approval prior to manufacturing and purchasing.
- 5 Refer to drawings for exact locations and/or mounting heights of furniture, fixtures, and equipment.
- 6 Submittal of shop drawings, finish samples, and/or prototype to Studio Munge for review and written approval

Project Name: **Canopy Hotel Yorkville**

Project #: **15139**

Issue Date:

Revision(s):

Item Number: **P-18A**

Item Description: **Floor 2 & P1: Toilet Seat**

Item Quantity:

Manufacturer: Kohler Canada Co.

Source: By Contractor

Address: 60 Grove Park Cres
Toronto ON M2J 2C8 Canada

Address:

Phone: (416) 716-0536 800# : (800) 421-9559

Phone:

Fax: (416) 225-5857

Fax:

Contact: Richard Good

Contact:

E-mail: richard.good@kohler.com

E-mail:

Web: www.kohler.com

Web:

Model Number: K-4670-CA-0

Model Name: Lustra Commercial Toilet Seat

Description: Anti-microbial agent inhibits growth of odor-causing bacteria, mold, and mildew.

Dimensions: (LxW) 364 mm x 486 mm

Color/Finish: White -0



Notes: See attached for additional product info.

Required Item(s) for Designer Approval Prior to Fabrication:

Prepared By: JUSTI

☐ Seaming Diagram ☐ Strike-Off ☐ Finish Sample ☐ Cutting ☒ Shop Dwgs ☐ Prototype ☐ Flame Certificate

Instructions:

- 1 Installer must verify all rough-in dimensions prior to installation and consult local and national codes. Conformity and compliance to local and national codes are the responsibility of the installer
- 2 All bath fixtures to be of contract quality and suitable for commercial use.
- 3 Interior hardware (hinges, bolts, screws, anchors, etc.) to be non-corrosive.
- 4 Purchasing Agent to submit all new substitutions to Studio Munge for written approval prior to manufacturing and purchasing.
- 5 Refer to drawings for exact locations and/or mounting heights of furniture, fixtures, and equipment.
- 6 Submittal of shop drawings, finish samples, and/or prototype to Studio Munge for review and written approval

Project Name: **Canopy Hotel Yorkville**

Project #: **15139**

Issue Date:

Revision(s):

Item Number: **P-18B**

Item Description: **Floor 2 & P1: Toilet Flushometer**

Item Quantity:

Manufacturer: Kohler Canada Co.

Source: By Contractor

Address: 60 Grove Park Cres
Toronto ON M2J 2C8 Canada

Address:

Phone: (416) 716-0536 800# : (800) 421-9559

Phone:

Fax: (416) 225-5857

Fax:

Contact: Richard Good

Contact:

E-mail: richard.good@kohler.com

E-mail:

Web: www.kohler.com

Web:

Model Number: K-7531-BL

Model Name: Tripoint

Description: HES 1.28 GPF WC Flushometer

Dimensions: See attached dimension details.

Color/Finish: Matte Black - BL



Notes: Refer to Mechanical package for rough-in info.
See attached for additional info.

Required Item(s) for Designer Approval Prior to Fabrication:

Prepared By: JUSTI

☐ Seaming Diagram ☐ Strike-Off ☐ Finish Sample ☐ Cutting ☒ Shop Dwgs ☐ Prototype ☐ Flame Certificate

Instructions:

- 1 Installer must verify all rough-in dimensions prior to installation and consult local and national codes. Conformity and compliance to local and national codes are the responsibility of the installer
- 2 All bath fixtures to be of contract quality and suitable for commercial use.
- 3 Interior hardware (hinges, bolts, screws, anchors, etc.) to be non-corrosive.
- 4 Purchasing Agent to submit all new substitutions to Studio Munge for written approval prior to manufacturing and purchasing.
- 5 Refer to drawings for exact locations and/or mounting heights of furniture, fixtures, and equipment.
- 6 Submittal of shop drawings, finish samples, and/or prototype to Studio Munge for review and written approval

Project Name: **Canopy Hotel Yorkville**

Project #: **15139**

Issue Date:

Revision(s):

Item Number: **P-19**

Item Description: **Floor 2 & P1: Urinal**

Item Quantity:

Manufacturer: Toto USA, Inc.

Source: By Contractor

Address: 1155 Southern Road
Morrow GA 30260 U.S.A.

Address:

Phone: (770) 282-8686 800# : (888) 295-8134

Phone:

Fax: (770) 282-8701

Fax:

Contact: Michael Bancheri

Contact:

E-mail: mbancheri@totousa.com

E-mail:

Web: www.totousa.com

Web:

Model Number: UT104E(V)

Model Name: Low Consumption Washout Urinal

Description: 0.5GPF Compact urinal with concealed integral trap
Washout flush action with 3/4" top or back spud inlet

Dimensions: (WxH) 13"x21-3/4"

Color/Finish: Standard - 01 Cotton. All exposed metal to be matte black.



Notes: Refer to Mechanical package for rough-in info.
See attached for additional info.

Required Item(s) for Designer Approval Prior to Fabrication:

Prepared By: JUSTI

☐ Seaming Diagram ☐ Strike-Off ☐ Finish Sample ☐ Cutting ☒ Shop Dwgs ☐ Prototype ☐ Flame Certificate

Instructions:

- 1 Installer must verify all rough-in dimensions prior to installation and consult local and national codes. Conformity and compliance to local and national codes are the responsibility of the installer
- 2 All bath fixtures to be of contract quality and suitable for commercial use.
- 3 Interior hardware (hinges, bolts, screws, anchors, etc.) to be non-corrosive.
- 4 Purchasing Agent to submit all new substitutions to Studio Munge for written approval prior to manufacturing and purchasing.
- 5 Refer to drawings for exact locations and/or mounting heights of furniture, fixtures, and equipment.
- 6 Submittal of shop drawings, finish samples, and/or prototype to Studio Munge for review and written approval

Project Name: **Canopy Hotel Yorkville**

Project #: **15139**

Issue Date:

Revision(s):

Item Number: **P-19A**

Item Description: **Floor 2 & P1: Urinal Flush Valve**

Item Quantity:

Manufacturer: Toto USA, Inc.

Source: By Contractor

Address: 1155 Southern Road
Morrow GA 30260 U.S.A.

Address:

Phone: (770) 282-8686 800# : (888) 295-8134

Phone:

Fax: (770) 282-8701

Fax:

Contact: Michael Bancheri

Contact:

E-mail: mbancheri@totousa.com

E-mail:

Web: www.totousa.com

Web:

Model Number: TEU2LA-

Model Name: EcoPower

Description: High-Efficiency Urinal Flush Valve 0.5 gpf

Dimensions: (LxW) 14"x12"

Color/Finish: Matte Black



Notes: Refer to Mechanical package for rough-in info.
See attached for additional info.

Required Item(s) for Designer Approval Prior to Fabrication:

Prepared By: JUSTI

☐ Seaming Diagram ☐ Strike-Off ☐ Finish Sample ☐ Cutting ☒ Shop Dwgs ☐ Prototype ☐ Flame Certificate

Instructions:

- 1 Installer must verify all rough-in dimensions prior to installation and consult local and national codes. Conformity and compliance to local and national codes are the responsibility of the installer
- 2 All bath fixtures to be of contract quality and suitable for commercial use.
- 3 Interior hardware (hinges, bolts, screws, anchors, etc.) to be non-corrosive.
- 4 Purchasing Agent to submit all new substitutions to Studio Munge for written approval prior to manufacturing and purchasing.
- 5 Refer to drawings for exact locations and/or mounting heights of furniture, fixtures, and equipment.
- 6 Submittal of shop drawings, finish samples, and/or prototype to Studio Munge for review and written approval

Project Name: **Canopy Hotel Yorkville**

Item Number: **P-20**

Project #: **15139**

Item Description: **Wall Mounted Automatic Faucet**

Issue Date:

Revision(s):

Item Quantity: ea

Manufacturer: Fontana Showers

Source: By Contractor

Address: 4270-I Henninger Ct.
Chantilly, Va 20151

Address:

Phone:

Phone:

Fax:

Fax:

Contact:

Contact:

E-mail:

E-mail:

Web: <https://www.fontanashowers.com/>

Web:

Product: FS9824 Commercial Wall Mount Automatic
Faucet

Color/Finish: Matte Black

Location:



Required Item(s) for Designer Approval Prior to Fabrication:

Prepared By: ALESS

☐ Seaming Diagram ☐ Strike-Off ☐ Finish Sample ☐ Cutting ☒ Shop Dwgs ☐ Prototype ☐ Flame Certificate

Instructions:

- 1 Installer must verify all rough-in dimensions prior to installation and consult local and national codes. Conformity and compliance to local and national codes are the responsibility of the installer
- 2 All bath fixtures to be of contract quality and suitable for commercial use.
- 3 Interior hardware (hinges, bolts, screws, anchors, etc.) to be non-corrosive.
- 4 Purchasing Agent to submit all new substitutions to Studio Munge for written approval prior to manufacturing and purchasing.
- 5 Refer to drawings for exact locations and/or mounting heights of furniture, fixtures, and equipment.
- 6 Submittal of shop drawings, finish samples, and/or prototype to Studio Munge for review and written approval

Project Name: **Canopy Hotel Yorkville**

Project #: **15139**

Issue Date:

Revision(s):

Item Number: **P-21**

Item Description: **Floor 3: Pantry Faucet**

Item Quantity:

Manufacturer: Waterworks

Address: 7 East 20 Street
New York NY 10003- U.S.A.

Phone: 212-254-0231 x.1

Fax:

Contact: Liz O'Connor

E-mail: loconnor@waterworks.com

Web: www.waterworks.com

Source: By Contractor

Address:

Phone:

Fax:

Contact:

E-mail:

Web:

Model Number: PTKM10-SP

Model Name: .25

Description: One Hole High Profile Kitchen Faucet, Metal
Handle and
Metal Spray

Dimensions: (WxH) 9 1/2" x 10 13/16"

Color/Finish: Matte Black



Notes: See attached for additional info.

Required Item(s) for Designer Approval Prior to Fabrication:

Prepared By: JUSTI

☐ Seaming Diagram ☐ Strike-Off ☐ Finish Sample ☐ Cutting ☒ Shop Dwgs ☐ Prototype ☐ Flame Certificate

Instructions:

- 1 Installer must verify all rough-in dimensions prior to installation and consult local and national codes. Conformity and compliance to local and national codes are the responsibility of the installer
- 2 All bath fixtures to be of contract quality and suitable for commercial use.
- 3 Interior hardware (hinges, bolts, screws, anchors, etc.) to be non-corrosive.
- 4 Purchasing Agent to submit all new substitutions to Studio Munge for written approval prior to manufacturing and purchasing.
- 5 Refer to drawings for exact locations and/or mounting heights of furniture, fixtures, and equipment.
- 6 Submittal of shop drawings, finish samples, and/or prototype to Studio Munge for review and written approval

Project Name: **Canopy Hotel Yorkville**

Project #: **15139**

Issue Date:

Revision(s):

Item Number: **P-22**

Item Description: **Floor 3: Pantry Sink**

Item Quantity:

Manufacturer: Blanco Canada, Inc.

Source: By Contractor

Address: 3909 Nashua Drive
Units 6-9
Mississauga ON L4V 1R3 Canada

Address:

Phone: (905) 612-0554 800# : (877) 425-2626

Phone:

Fax: (905) 612-9764

Fax:

Contact:

Contact:

E-mail: info@blancocanada.com

E-mail:

Web: www.blancocanada.com

Web:

Model Number: 401045 - Anthracite

Model Name: BLANCO METRA X

Description: SILGRANIT natural granite composite material
Exceptional resistance to heat, scratches and impact.
Undermount Sink

Dimensions: (LxWxD) 39.5" x 19.75" x 7.5"

Color/Finish: Anthracite



Notes: See attached for additional info.

Required Item(s) for Designer Approval Prior to Fabrication:

Prepared By: JUSTI

☐ Seaming Diagram ☐ Strike-Off ☐ Finish Sample ☐ Cutting ☒ Shop Dwgs ☐ Prototype ☐ Flame Certificate

Instructions:

- 1 Installer must verify all rough-in dimensions prior to installation and consult local and national codes. Conformity and compliance to local and national codes are the responsibility of the installer
- 2 All bath fixtures to be of contract quality and suitable for commercial use.
- 3 Interior hardware (hinges, bolts, screws, anchors, etc.) to be non-corrosive.
- 4 Purchasing Agent to submit all new substitutions to Studio Munge for written approval prior to manufacturing and purchasing.
- 5 Refer to drawings for exact locations and/or mounting heights of furniture, fixtures, and equipment.
- 6 Submittal of shop drawings, finish samples, and/or prototype to Studio Munge for review and written approval

Project Name: **Canopy Hotel Yorkville**

Project #: **15139**

Issue Date:

Revision(s):

Item Number: **P-23**

Item Description: **Level P1: Kitchen Faucet**

Item Quantity:

Manufacturer: Kohler Canada Co.

Address: 60 Grove Park Cres
Toronto ON M2J 2C8 Canada

Phone: (416) 716-0536 800# : (800) 421-9559

Fax: (416) 225-5857

Contact: Richard Good

E-mail: richard.good@kohler.com

Web: www.kohler.com

Source: By Contractor

Address:

Phone:

Fax:

Contact:

E-mail:

Web:

Model Number: K-7505-CP

Model Name: Purist

Description: PULL-OUT KITCHEN SINK FAUCET

Dimensions: (LxH) 203mm x 227mm

Color/Finish: Polished Chrome - CP

Notes: See attached for additional info.



Required Item(s) for Designer Approval Prior to Fabrication:

Prepared By: JUSTI

☐ Seaming Diagram ☐ Strike-Off ☐ Finish Sample ☐ Cutting ☒ Shop Dwgs ☐ Prototype ☐ Flame Certificate

Instructions:

- 1 Installer must verify all rough-in dimensions prior to installation and consult local and national codes. Conformity and compliance to local and national codes are the responsibility of the installer
- 2 All bath fixtures to be of contract quality and suitable for commercial use.
- 3 Interior hardware (hinges, bolts, screws, anchors, etc.) to be non-corrosive.
- 4 Purchasing Agent to submit all new substitutions to Studio Munge for written approval prior to manufacturing and purchasing.
- 5 Refer to drawings for exact locations and/or mounting heights of furniture, fixtures, and equipment.
- 6 Submittal of shop drawings, finish samples, and/or prototype to Studio Munge for review and written approval

Project Name: **Canopy Hotel Yorkville**

Project #: **15139**

Issue Date:

Revision(s):

Item Number: **P-24**

Item Description: **Level P1: Kitchen Sink**

Item Quantity:

Manufacturer: Blanco Canada, Inc.

Source: By Contractor

Address: 3909 Nashua Drive
Units 6-9
Mississauga ON L4V 1R3 Canada

Address:

Phone: (905) 612-0554 800# : (877) 425-2626

Phone:

Fax: (905) 612-9764

Fax:

Contact:

Contact:

E-mail: info@blancocanada.com

E-mail:

Web: www.blancocanada.com

Web:

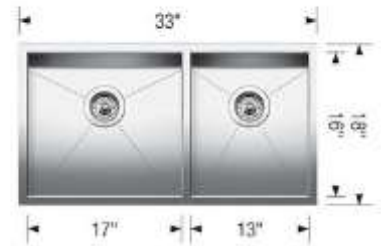
Model Number: 400473 - Satin polished

Model Name: BLANCO PRECISION U 1 3/4. Main bowl left

Description: Premium 304 series, 18 gauge stainless steel
Undermount Sink

Dimensions: (LxWxD) 33" x 18" x 10"

Color/Finish: Satin polished finish



Notes: See attached for additional info.

Required Item(s) for Designer Approval Prior to Fabrication:

Prepared By: JUSTI

☐ Seaming Diagram ☐ Strike-Off ☐ Finish Sample ☐ Cutting ☒ Shop Dwgs ☐ Prototype ☐ Flame Certificate

Instructions:

- 1 Installer must verify all rough-in dimensions prior to installation and consult local and national codes. Conformity and compliance to local and national codes are the responsibility of the installer
- 2 All bath fixtures to be of contract quality and suitable for commercial use.
- 3 Interior hardware (hinges, bolts, screws, anchors, etc.) to be non-corrosive.
- 4 Purchasing Agent to submit all new substitutions to Studio Munge for written approval prior to manufacturing and purchasing.
- 5 Refer to drawings for exact locations and/or mounting heights of furniture, fixtures, and equipment.
- 6 Submittal of shop drawings, finish samples, and/or prototype to Studio Munge for review and written approval

Project Name: **Canopy Hotel Yorkville**

Project #: **15139**

Issue Date:

Revision(s): **12/14/20** **Δ 1**

Specification Deleted As Per Paint & Tile Tender

Item Number: **P-25**

Item Description: **Level P1: Staff WR Lav Faucet**

Item Quantity:

Manufacturer: Kohler Canada Co.

Address: 60 Grove Park Cres
Toronto ON M2J 2C8 Canada

Phone: (416) 716-0536 800# : (800) 421-9559

Fax: (416) 225-5857

Contact: Richard Good

E-mail: richard.good@kohler.com

Web: www.kohler.com

Source: By Contractor

Address:

Phone:

Fax:

Contact:

E-mail:

Web:

Model Number: K-14406-4-CP

Model Name: Purist

Description: 8" or 16" Widespread Bathroom Sink Faucet

Dimensions: (WxH) 140mm x 291mm

Color/Finish: Polished Chrome - CP

Notes: See attached for additional info.



Required Item(s) for Designer Approval Prior to Fabrication:

Prepared By: JUSTI

☐ Seaming Diagram ☐ Strike Off ☐ Finish Sample ☐ Cutting ☒ Shop Dwgs ☐ Prototype ☐ Flame Certificate

Instructions:

1. Installer must verify all rough-in dimensions prior to installation and consult local and national codes. Conformity and compliance to local and national codes are the responsibility of the installer.
2. All bath fixtures to be of contract quality and suitable for commercial use.
3. Interior hardware (hinges, bolts, screws, anchors, etc.) to be non-corrosive.
4. Purchasing Agent to submit all new substitutions to Studio Munge for written approval prior to manufacturing and purchasing.
5. Refer to drawings for exact locations and/or mounting heights of furniture, fixtures, and equipment.
6. Submittal of shop drawings, finish samples, and/or prototype to Studio Munge for review and written approval.

Project Name: **Canopy Hotel Yorkville**

Project #: **15139**

Issue Date:

Revision(s):

Item Number: **P-26**

Item Description: **Level P1: Staff WR Lav Sink**

Item Quantity:

Manufacturer: Toto USA, Inc.

Address: 1155 Southern Road
Morrow GA 30260 U.S.A.

Phone: (770) 282-8686 800# : (888) 295-8134

Fax: (770) 282-8701

Contact: Michael Bancheri

E-mail: mbancheri@totousa.com

Web: www.totousa.com

Source: By Contractor

Address:

Phone:

Fax:

Contact:

E-mail:

Web:

Model Number: LT995G-01

Model Name: Neorest® Kiwami

Description: Semi-Recessed Vessel Lavatory

Dimensions: (LxW) 23-7/16" x 15-5/8"

Color/Finish: Cotton #01



Notes: Refer to Mechanical package for rough-in info.
See attached for additional info.

Required Item(s) for Designer Approval Prior to Fabrication:

Prepared By: JUSTI

☐ Seaming Diagram ☐ Strike-Off ☐ Finish Sample ☐ Cutting ☒ Shop Dwgs ☐ Prototype ☐ Flame Certificate

Instructions:

- 1 Installer must verify all rough-in dimensions prior to installation and consult local and national codes. Conformity and compliance to local and national codes are the responsibility of the installer
- 2 All bath fixtures to be of contract quality and suitable for commercial use.
- 3 Interior hardware (hinges, bolts, screws, anchors, etc.) to be non-corrosive.
- 4 Purchasing Agent to submit all new substitutions to Studio Munge for written approval prior to manufacturing and purchasing.
- 5 Refer to drawings for exact locations and/or mounting heights of furniture, fixtures, and equipment.
- 6 Submittal of shop drawings, finish samples, and/or prototype to Studio Munge for review and written approval

Project Name: **Canopy Hotel Yorkville**

Project #: **15139**

Issue Date:

Revision(s):

Item Number: **P-27**

Item Description: **Level P1: Staff WR Shower Drain**

Item Quantity:

Manufacturer: Kohler Canada Co.

Source: By Contractor

Address: 60 Grove Park Cres
Toronto ON M2J 2C8 Canada

Address:

Phone: (416) 716-0536 800# : (800) 421-9559

Phone:

Fax: (416) 225-5857

Fax:

Contact: Richard Good

Contact:

E-mail: richard.good@kohler.com

E-mail:

Web: www.kohler.com

Web:

Model Number: K-9136-CP

Model Name: TILE-IN SHOWER DRAIN

Description: Square Grid Plate

Dimensions: OA 165mm Dia

Color/Finish: Polished Chrome - CP



Notes: Refer to Mechanical package for rough-in info.
See attached for additional info.

Required Item(s) for Designer Approval Prior to Fabrication:

Prepared By: JUSTI

☐ Seaming Diagram ☐ Strike-Off ☐ Finish Sample ☐ Cutting ☒ Shop Dwgs ☐ Prototype ☐ Flame Certificate

Instructions:

- 1 Installer must verify all rough-in dimensions prior to installation and consult local and national codes. Conformity and compliance to local and national codes are the responsibility of the installer
- 2 All bath fixtures to be of contract quality and suitable for commercial use.
- 3 Interior hardware (hinges, bolts, screws, anchors, etc.) to be non-corrosive.
- 4 Purchasing Agent to submit all new substitutions to Studio Munge for written approval prior to manufacturing and purchasing.
- 5 Refer to drawings for exact locations and/or mounting heights of furniture, fixtures, and equipment.
- 6 Submittal of shop drawings, finish samples, and/or prototype to Studio Munge for review and written approval

Project Name: **Canopy Hotel Yorkville**

Project #: **15139**

Issue Date:

Revision(s):

Item Number: **P-27A**

Item Description: **Level P1: Staff WR Shower Head**

Item Quantity:

Manufacturer: Kohler Canada Co.

Address: 60 Grove Park Cres
Toronto ON M2J 2C8 Canada

Phone: (416) 716-0536 800# : (800) 421-9559

Fax: (416) 225-5857

Contact: Richard Good

E-mail: richard.good@kohler.com

Web: www.kohler.com

Source: By Contractor

Address:

Phone:

Fax:

Contact:

E-mail:

Web:

Model Number: K-939-CP

Model Name: Purist

Description: Single-function Showerhead

Dimensions: (DIA x H) 140mm x 100mm

Color/Finish: Polished Chrome -CP



Notes: Refer to Mechanical package for rough-in info.
See attached for additional info.

Required Item(s) for Designer Approval Prior to Fabrication:

Prepared By: JUSTI

☐ Seaming Diagram ☐ Strike-Off ☐ Finish Sample ☐ Cutting ☒ Shop Dwgs ☐ Prototype ☐ Flame Certificate

Instructions:

- 1 Installer must verify all rough-in dimensions prior to installation and consult local and national codes. Conformity and compliance to local and national codes are the responsibility of the installer
- 2 All bath fixtures to be of contract quality and suitable for commercial use.
- 3 Interior hardware (hinges, bolts, screws, anchors, etc.) to be non-corrosive.
- 4 Purchasing Agent to submit all new substitutions to Studio Munge for written approval prior to manufacturing and purchasing.
- 5 Refer to drawings for exact locations and/or mounting heights of furniture, fixtures, and equipment.
- 6 Submittal of shop drawings, finish samples, and/or prototype to Studio Munge for review and written approval

Project Name: **Canopy Hotel Yorkville**

Project #: **15139**

Issue Date:

Revision(s):

Item Number: **P-27B**

Item Description: **Level P1: Staff WR Shower Arm**

Item Quantity:

Manufacturer: Kohler Canada Co.

Source: By Contractor

Address: 60 Grove Park Cres
Toronto ON M2J 2C8 Canada

Address:

Phone: (416) 716-0536 800# : (800) 421-9559

Phone:

Fax: (416) 225-5857

Fax:

Contact: Richard Good

Contact:

E-mail: richard.good@kohler.com

E-mail:

Web: www.kohler.com

Web:

Model Number: K-7397-CP

Model Name: MasterShower

Description: Shower Arm and Flange

Dimensions: 191mm Long

Color/Finish: Polished Chrome -CP



Notes: Refer to Mechanical package for rough-in info.
See attached for additional info.

Required Item(s) for Designer Approval Prior to Fabrication:

Prepared By: JUSTI

☐ Seaming Diagram ☐ Strike-Off ☐ Finish Sample ☐ Cutting ☒ Shop Dwgs ☐ Prototype ☐ Flame Certificate

Instructions:

- 1 Installer must verify all rough-in dimensions prior to installation and consult local and national codes. Conformity and compliance to local and national codes are the responsibility of the installer
- 2 All bath fixtures to be of contract quality and suitable for commercial use.
- 3 Interior hardware (hinges, bolts, screws, anchors, etc.) to be non-corrosive.
- 4 Purchasing Agent to submit all new substitutions to Studio Munge for written approval prior to manufacturing and purchasing.
- 5 Refer to drawings for exact locations and/or mounting heights of furniture, fixtures, and equipment.
- 6 Submittal of shop drawings, finish samples, and/or prototype to Studio Munge for review and written approval

Project Name: **Canopy Hotel Yorkville**

Project #: **15139**

Issue Date:

Revision(s):

Item Number: **P-27C**

Item Description: **Level P1: Staff WR Hand Shower**

Item Quantity:

Manufacturer: Kohler Canada Co.

Source: By Contractor

Address: 60 Grove Park Cres
Toronto ON M2J 2C8 Canada

Address:

Phone: (416) 716-0536 800# : (800) 421-9559

Phone:

Fax: (416) 225-5857

Fax:

Contact: Richard Good

Contact:

E-mail: richard.good@kohler.com

E-mail:

Web: www.kohler.com

Web:

Model Number: K-99898-CP

Model Name: Awaken

Description: G110 Premium Handshower Kit

Dimensions: (OAH x P) 1057mm x 75mm

Color/Finish: Polished Chrome - PC

Notes: See attached for additional info.



Required Item(s) for Designer Approval Prior to Fabrication:

Prepared By: JUSTI

☐ Seaming Diagram ☐ Strike-Off ☐ Finish Sample ☐ Cutting ☒ Shop Dwgs ☐ Prototype ☐ Flame Certificate

Instructions:

- 1 Installer must verify all rough-in dimensions prior to installation and consult local and national codes. Conformity and compliance to local and national codes are the responsibility of the installer
- 2 All bath fixtures to be of contract quality and suitable for commercial use.
- 3 Interior hardware (hinges, bolts, screws, anchors, etc.) to be non-corrosive.
- 4 Purchasing Agent to submit all new substitutions to Studio Munge for written approval prior to manufacturing and purchasing.
- 5 Refer to drawings for exact locations and/or mounting heights of furniture, fixtures, and equipment.
- 6 Submittal of shop drawings, finish samples, and/or prototype to Studio Munge for review and written approval

Project Name: **Canopy Hotel Yorkville**

Project #: **15139**

Item Number: **P-27D**

Item Description: **Level P1: Staff WR Hand Shower Wall-mount Elbow**

Issue Date:

Revision(s):

Item Quantity:

Manufacturer: Kohler Canada Co.

Source: By Contractor

Address: 60 Grove Park Cres
Toronto ON M2J 2C8 Canada

Address:

Phone: (416) 716-0536 800# : (800) 421-9559

Phone:

Fax: (416) 225-5857

Fax:

Contact: Richard Good

Contact:

E-mail: richard.good@kohler.com

E-mail:

Web: www.kohler.com

Web:

Model Number: K-98351-CP

Model Name: Awaken

Description: Wall-mount Supply Elbow with Check Valve

Dimensions: (LxHxP) 51mm x 57mm x 59mm

Color/Finish: Polished Chrome - PC



Notes: Refer to Mechanical package for rough-in info.
See attached for additional info.

Required Item(s) for Designer Approval Prior to Fabrication:

Prepared By: JUSTI

☐ Seaming Diagram ☐ Strike-Off ☐ Finish Sample ☐ Cutting ☒ Shop Dwgs ☐ Prototype ☐ Flame Certificate

Instructions:

- 1 Installer must verify all rough-in dimensions prior to installation and consult local and national codes. Conformity and compliance to local and national codes are the responsibility of the installer
- 2 All bath fixtures to be of contract quality and suitable for commercial use.
- 3 Interior hardware (hinges, bolts, screws, anchors, etc.) to be non-corrosive.
- 4 Purchasing Agent to submit all new substitutions to Studio Munge for written approval prior to manufacturing and purchasing.
- 5 Refer to drawings for exact locations and/or mounting heights of furniture, fixtures, and equipment.
- 6 Submittal of shop drawings, finish samples, and/or prototype to Studio Munge for review and written approval

Project Name: **Canopy Hotel Yorkville**

Project #: **15139**

Issue Date:

Revision(s):

Item Number: **P-27E**

Item Description: **Level P1: Staff WR Stacked Valve Trim**

Item Quantity:

Manufacturer: Kohler Canada Co.

Source: By Contractor

Address: 60 Grove Park Cres
Toronto ON M2J 2C8 Canada

Address:

Phone: (416) 716-0536 800# : (800) 421-9559

Phone:

Fax: (416) 225-5857

Fax:

Contact: Richard Good

Contact:

E-mail: richard.good@kohler.com

E-mail:

Web: www.kohler.com

Web:

Model Number: K-T14489-4-CP

Model Name: Purist

Description: THERMOSTATIC TRIM SET LEVER HANDLE.

Dimensions: See attached dimension detail

Color/Finish: Polished Chrome CP



Notes: Refer to Mechanical package for rough-in info.
See attached for additional info.

Required Item(s) for Designer Approval Prior to Fabrication:

Prepared By: JUSTI

☐ Seaming Diagram ☐ Strike-Off ☐ Finish Sample ☐ Cutting ☒ Shop Dwgs ☐ Prototype ☐ Flame Certificate

Instructions:

- 1 Installer must verify all rough-in dimensions prior to installation and consult local and national codes. Conformity and compliance to local and national codes are the responsibility of the installer
- 2 All bath fixtures to be of contract quality and suitable for commercial use.
- 3 Interior hardware (hinges, bolts, screws, anchors, etc.) to be non-corrosive.
- 4 Purchasing Agent to submit all new substitutions to Studio Munge for written approval prior to manufacturing and purchasing.
- 5 Refer to drawings for exact locations and/or mounting heights of furniture, fixtures, and equipment.
- 6 Submittal of shop drawings, finish samples, and/or prototype to Studio Munge for review and written approval

Project Name: **Canopy Hotel Yorkville**

Project #: **15139**

Issue Date:

Revision(s):

Item Number: **P-28**

Item Description: **Floor 3: Lav Sink / Private Washrooms**

Item Quantity:

Manufacturer: Alape

Source: By Contractor

Address: 1700 Executive Drive South, Suite 600
Duluth GA 30096

Address:

Phone: (800) 774-1181

Phone:

Fax: (800) 899-8527

Fax:

Contact:

Contact:

E-mail: mail.usa@alape.com

E-mail:

Web: http://www.alape.com

Web:

Model Number: 2500000400

Model Name: A~form sieger design

Description: HB.K450 Semi-recessed basins

Dimensions: OA 17-3/4" DIA

Color/Finish: White Easy-clean - 400. All exposed metal to be matte black



Notes: See attached for additional info.

Required Item(s) for Designer Approval Prior to Fabrication:

Prepared By: JUSTI

☐ Seaming Diagram ☐ Strike-Off ☐ Finish Sample ☐ Cutting ☒ Shop Dwgs ☐ Prototype ☐ Flame Certificate

Instructions:

- 1 Installer must verify all rough-in dimensions prior to installation and consult local and national codes. Conformity and compliance to local and national codes are the responsibility of the installer
- 2 All bath fixtures to be of contract quality and suitable for commercial use.
- 3 Interior hardware (hinges, bolts, screws, anchors, etc.) to be non-corrosive.
- 4 Purchasing Agent to submit all new substitutions to Studio Munge for written approval prior to manufacturing and purchasing.
- 5 Refer to drawings for exact locations and/or mounting heights of furniture, fixtures, and equipment.
- 6 Submittal of shop drawings, finish samples, and/or prototype to Studio Munge for review and written approval

Project Name: **Canopy Hotel Yorkville**

Project #: **15139**

Issue Date:

Revision(s):

Item Number: **P-30**

Item Description: **Floor 3: Staff Wall-Mount Lavatory**

Item Quantity:

Manufacturer: Kohler Canada Co.

Address: 60 Grove Park Cres
Toronto ON M2J 2C8 Canada

Phone: (416) 716-0536 800# : (800) 421-9559

Fax: (416) 225-5857

Contact: Richard Good

E-mail: richard.good@kohler.com

Web: www.kohler.com

Source: By Contractor

Address:

Phone:

Fax:

Contact:

E-mail:

Web:

Model Number: K-2084-0

Model Name: Soho Wall-Mout Lavatory

Dimensions: 20" L x 18" W x 7-1/2" H

Color/Finish: White (-0)



Required Item(s) for Designer Approval Prior to Fabrication:

Prepared By: JUSTI

☐ Seaming Diagram ☐ Strike-Off ☒ Finish Sample ☐ Cutting ☐ Shop Dwgs ☐ Prototype ☐ Flame Certificate

Instructions:

- 1 Installer must verify all rough-in dimensions prior to installation and consult local and national codes. Conformity and compliance to local and national codes are the responsibility of the installer
- 2 All bath fixtures to be of contract quality and suitable for commercial use.
- 3 Interior hardware (hinges, bolts, screws, anchors, etc.) to be non-corrosive.
- 4 Purchasing Agent to submit all new substitutions to Studio Munge for written approval prior to manufacturing and purchasing.
- 5 Refer to drawings for exact locations and/or mounting heights of furniture, fixtures, and equipment.
- 6 Submittal of shop drawings, finish samples, and/or prototype to Studio Munge for review and written approval

Project Name: **Canopy Hotel Yorkville**

Project #: **15139**

Issue Date:

Revision(s): **12/14/20** **Δ 1**

Specification Deleted As Per Paint & Tile Tender

Item Number: **P-32**

Item Description: **Floor 3: Staff Faucet**

Item Quantity:

Manufacturer: Kohler Canada Co.

Address: 60 Grove Park Cres
Toronto ON M2J 2C8 Canada

Phone: (416) 716-0536 800# : (800) 421-9559

Fax: (416) 225-5857

Contact: Richard Good

E-mail: richard.good@kohler.com

Web: www.kohler.com

Source: By Contractor

Address:

Phone:

Fax:

Contact:

E-mail:

Web:

Model Number: K-99491-4-CP

Model Name: Elate

Description: Single-handle bathroom sink faucet

Dimensions: 6-5/16" L x W 1-13/16" x H 6-5/8", Refer to Cut Sheet

Color/Finish: Polished Chrome



Required Item(s) for Designer Approval Prior to Fabrication:

Prepared By: JACKY

☐ Seaming Diagram ☐ Strike Off ☒ Finish Sample ☐ Cutting ☐ Shop Dwgs ☐ Prototype ☐ Flame Certificate

Instructions:

1. Installer must verify all rough in dimensions prior to installation and consult local and national codes. Conformity and compliance to local and national codes are the responsibility of the installer.
2. All bath fixtures to be of contract quality and suitable for commercial use.
3. Interior hardware (hinges, bolts, screws, anchors, etc.) to be non-corrosive.
4. Purchasing Agent to submit all new substitutions to Studio Munge for written approval prior to manufacturing and purchasing.
5. Refer to drawings for exact locations and/or mounting heights of furniture, fixtures, and equipment.
6. Submittal of shop drawings, finish samples, and/or prototype to Studio Munge for review and written approval.

Project Name: **Canopy Hotel Yorkville**

Project #: **15139**

Issue Date:

Revision(s):

Item Number: **P-33**

Item Description: **Typical Plumbing - P-Trap - Throughout**

Item Quantity:

Manufacturer: Kohler Canada Co.

Source: By Contractor

Address: 60 Grove Park Cres
Toronto ON M2J 2C8 Canada

Address:

Phone: (416) 716-0536 800# : (800) 421-9559

Phone:

Fax: (416) 225-5857

Fax:

Contact: Richard Good

Contact:

E-mail: richard.good@kohler.com

E-mail:

Web: www.kohler.com

Web:

Model Number: K-9018-BL

Model Name: P-trap

Dimensions: 14-1/2" x 4-3/8"; Refer to Cut Sheet

Color/Finish: Matte Black (-BL)



Required Item(s) for Designer Approval Prior to Fabrication:

Prepared By: JACKY

☐ Seaming Diagram ☐ Strike-Off ☒ Finish Sample ☐ Cutting ☒ Shop Dwgs ☐ Prototype ☐ Flame Certificate

Instructions:

- 1 All bath fixtures to be of contract quality and suitable for commercial use.
- 2 Interior hardware (hinges, bolts, screws, anchors, etc.) to be non-corrosive.
- 3 Purchasing Agent to submit all new substitutions to Studio Munge for written approval prior to manufacturing and purchasing.
- 4 Refer to drawings for exact locations and/or mounting heights of furniture, fixtures, and equipment.
- 5 Submittal of shop drawings, finish samples, and/or prototype to Studio Munge for review and written approval

Project Name: **Canopy Hotel Yorkville**

Project #: **15139**

Issue Date:

Revision(s):

Item Number: **P-100**

Item Description: **Floor 3: Pool Foot Bath Valve**

Item Quantity:

Manufacturer: Waterworks

Address: 7 East 20 Street
New York NY 10003- U.S.A.

Phone: 212-254-0231 x.1

Fax:

Contact: Liz O'Connor

E-mail: loconnor@waterworks.com

Web: www.waterworks.com

Source: By Contractor

Address:

Phone:

Fax:

Contact:

E-mail:

Web:

Model Number: FLTH10 05-78610-04662

Model Name: FLYTE

Description: Flyte Thermostatic Control Valve Trim with Metal
Lever Handle

Dimensions: (DxH) 2-5/8" x 5-1/2"

Color/Finish: Chrome



Notes: Refer to Mechanical package for rough-in info.
See attached for additional info.

Required Item(s) for Designer Approval Prior to Fabrication:

Prepared By: JUSTI

☐ Seaming Diagram ☐ Strike-Off ☐ Finish Sample ☐ Cutting ☒ Shop Dwgs ☐ Prototype ☐ Flame Certificate

Instructions:

- 1 Installer must verify all rough-in dimensions prior to installation and consult local and national codes. Conformity and compliance to local and national codes are the responsibility of the installer
- 2 All bath fixtures to be of contract quality and suitable for commercial use.
- 3 Interior hardware (hinges, bolts, screws, anchors, etc.) to be non-corrosive.
- 4 Purchasing Agent to submit all new substitutions to Studio Munge for written approval prior to manufacturing and purchasing.
- 5 Refer to drawings for exact locations and/or mounting heights of furniture, fixtures, and equipment.
- 6 Submittal of shop drawings, finish samples, and/or prototype to Studio Munge for review and written approval

Project Name: **Canopy Hotel Yorkville**

Project #: **15139**

Issue Date:

Revision(s):

Item Number: **P-101**

Item Description: **Floor 3: Pool Foot Bath Spout**

Item Quantity:

Manufacturer: Waterworks

Address: 7 East 20 Street
New York NY 10003- U.S.A.

Phone: 212-254-0231 x.1

Fax:

Contact: Liz O'Connor

E-mail: loconnor@waterworks.com

Web: www.waterworks.com

Source: By Contractor

Address:

Phone:

Fax:

Contact:

E-mail:

Web:

Model Number: FLTS80 09-48141-36049

Model Name: FLYTE

Description: Flyte Wall Mounted Tub Spout

Dimensions: (DxH) 7-15/16" x 2-3/4"

Color/Finish: Chrome



Notes: Refer to Mechanical package for rough-in info.
See attached for additional info.

Required Item(s) for Designer Approval Prior to Fabrication:

Prepared By: JUSTI

☐ Seaming Diagram ☐ Strike-Off ☐ Finish Sample ☐ Cutting ☒ Shop Dwgs ☐ Prototype ☐ Flame Certificate

Instructions:

- 1 Installer must verify all rough-in dimensions prior to installation and consult local and national codes. Conformity and compliance to local and national codes are the responsibility of the installer
- 2 All bath fixtures to be of contract quality and suitable for commercial use.
- 3 Interior hardware (hinges, bolts, screws, anchors, etc.) to be non-corrosive.
- 4 Purchasing Agent to submit all new substitutions to Studio Munge for written approval prior to manufacturing and purchasing.
- 5 Refer to drawings for exact locations and/or mounting heights of furniture, fixtures, and equipment.
- 6 Submittal of shop drawings, finish samples, and/or prototype to Studio Munge for review and written approval